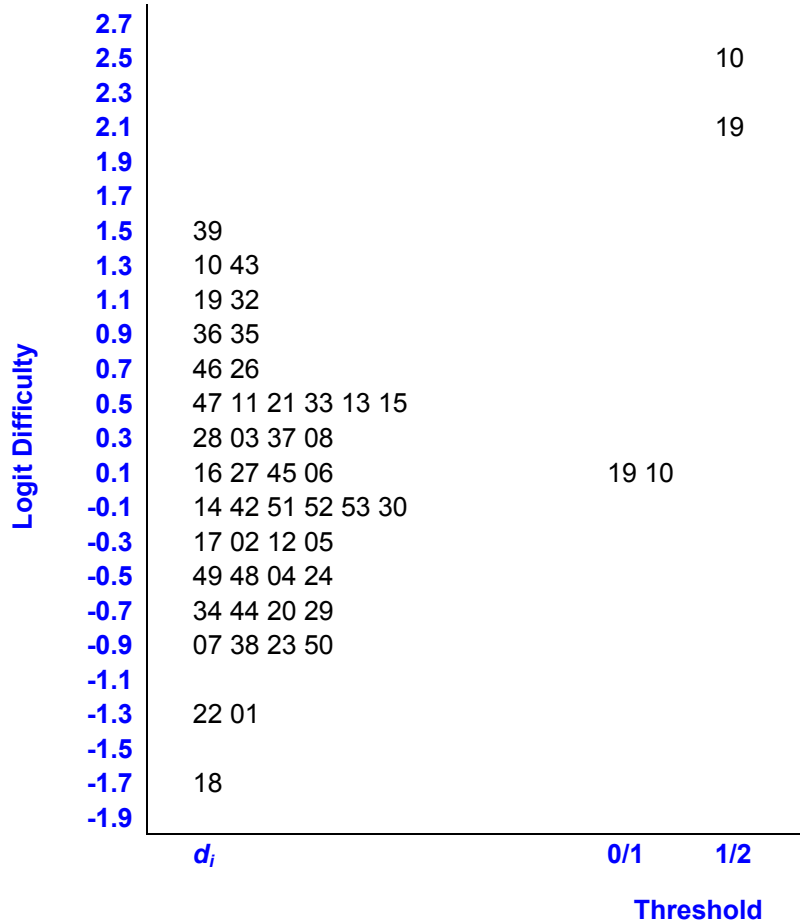


# APPENDIX 13: OPERATIONAL TEST ITEM AND THRESHOLD DIFFICULTY MAPS

## GRADE 4


Figure 13–1. Grade 4—Item and Threshold Difficulty Map



Mean (SD) Person Logit: 1.08 (1.28)  
 Logit Cut Scores: -0.14, 1.01, 2.01

## GRADE 8


Figure 13–2. Grade 8—Item and Threshold Difficulty Map



Mean (SD) Person Logit: 1.01 (1.15)  
 Logit Cut: 0.13, 0.76, 1.67

## GRADE 10

Figure 13–3. Grade 10—Item and Threshold Difficulty Map



Mean (SD) Person Logit: 1.04 (1.12)

Logit Cut: -0.18, 0.60, 1.59