







Instructions to Districts for Sample Income Declaration

Use the [Sample Income Declaration for Title I-A & E-rate 2026-2027](#) in conjunction with the Income Eligibility Guidelines for 2026-2027 (located on the [Alaska Department of Education & Early Development School Nutrition Programs](#) website).

The chart below outlines the income thresholds used to determine whether a family is considered economically disadvantaged, based on household size. A single-person household qualifies with an annual income of \$36,908 or less, while an eight-person household qualifies with an annual income of \$128,853 or less. For families with more than eight members, add \$13,135 to the income limit for each additional person.

Example: For a household of 3, selecting an income amount in Household Size 3 or below means the family is considered economically disadvantaged. Selecting an amount in Household Size 4 or above means they are not considered economically disadvantaged.

If the reported household size and income fall within the income guidelines for free or reduced-price lunch, the children in that household meet the definition of *economically disadvantaged* under Alaska regulation 4 AAC 06.899(5). These students must be reported in the economically disadvantaged subgroup for state data collections and assessments.

	Household Size	Annual Income
	1	\$36,908 or less
	2	\$36,909 – \$50,043
	3	\$50,044 – \$63,178
	4	\$63,179 – \$76,313
	5	\$76,314 – \$89,448
	6	\$89,449 – \$102,583
	7	\$102,584 – \$115,718
	8	\$115,719 – \$128,853
	more than 8	Add \$13,135 for each additional family member