

# Bond Reimbursement and Grant Review Committee

## Meeting Agenda

Tuesday, December 3, 2024

1:00 PM to 4:00 PM

Audio Teleconference through the free online Zoom application.

**Join the meeting** now Meeting ID: 828 0966 7805

Join by Phone - +1 253 215 8782,,[82809667805](tel:+12532158782)# United States [Find a local number](#)

Chair: Heather Heineken

Tuesday, December 3

### Agenda Topics

1:00 – 1:05 PM	Committee Preparation <ul style="list-style-type: none"> <li>• Call-in, Roll Call, Introductions</li> <li>• Chair’s Opening Remarks</li> <li>• Agenda Review/Approval</li> <li>• Past Meeting Minutes Review/Approval</li> </ul>
1:05 – 1:15 PM	Public Comment (additional comments related to agenda topics may be solicited throughout the meeting)
1:15 – 1:45 PM	Department Briefing <ul style="list-style-type: none"> <li>• FY2026 CIP Report               <ul style="list-style-type: none"> <li>▪ Summary Statistics</li> <li>▪ Initial Priority Lists</li> </ul> </li> <li>• Statewide Six-year Plan</li> <li>• School Capital Project Funding Report</li> <li>• Preventive Maintenance Update (PM State of the State)</li> </ul>
1:45 – 2:15 PM	Briefing Papers <ul style="list-style-type: none"> <li>• FY2026 CIP Issues and Clarifications</li> </ul>
2:15 – 2:25 PM	BREAK
2:25 – 2:40 PM	Publications <ul style="list-style-type: none"> <li>• <i>Life Cycle Cost Analysis Handbook</i> <ul style="list-style-type: none"> <li>▪ Action Item: Approve</li> </ul> </li> </ul>
2:40 – 3:00 PM	Subcommittee Reports <ul style="list-style-type: none"> <li>• School Space, Dale Smythe</li> <li>• CIP Application Process Review, Larry Morris</li> </ul>
3:15 – 3:45 PM	BRGR Workplan Review & Update
3:45 – 3:50 PM	Set Next Meeting Date
3:50 PM – 4:00 PM	Committee Member Comments
4:00 PM	Adjourn

**BOND REIMBURSEMENT & GRANT REVIEW COMMITTEE**

Wednesday, April 10, 2024 – 1:30 – 4:30 p.m.  
Thursday, April 11, 2024 – 8:30 a.m. – 4:00 p.m.

Alaska State Library, Archives & Museum  
395 Whittier Street  
Juneau, Alaska

**DRAFT MEETING MINUTES FOR APPROVAL**

**Committee Members Present**

Karen Morrison, Chair  
Dale Smythe  
Randy Williams  
Larry Morris  
Kevin Lyon  
Douglas Hayman  
Branzon Anania

**Staff**

Michael Butikofer  
Lori Weed  
Don Wheeler  
Alex Watts  
Sharol Roys

**Additional Participants**

Rob Brown, HMS

**CALL TO ORDER and ROLL CALL**

Karen Morrison called the meeting to order. Roll was taken, and a quorum was established to conduct business. Senator Kaufman and Representative Ortiz were excused.

**INTRODUCTIONS**

Michael Butikofer introduced himself as the new Facilities manager; Don Wheeler is the new building management specialist, and Alex Watts is the Facilities review assistant.

**CHAIR'S OPENING REMARKS**

Karen Morrison welcomed everyone to the meeting, thanked the Library Archives and Museum for the use of the room, and is looking forward to getting to work with a full staff and getting projects accomplished.

**AGENDA REVIEW / APPROVAL**

Larry Morris **MOVED** to approve the agenda as presented, **SECONDED** by Kevin Lyon. Hearing no objections, the motion **PASSED**.

**PAST MEETING MINUTES REVIEW / APPROVAL**

Kevin Lyon **MOVED** to approve the minutes of the last meeting of December 7, 2023, **SECONDED** by Larry Morris. Hearing no objections, the motion **PASSED**.

**PUBLIC COMMENT**

A public comment period was offered. Alex Watts read written comments from Wayne Norlund, who detailed the following suggestions:

- More emphasis be put on replacing schools more than 40 years old rather than trying to renovate them. With approximately 450 schools in the state, he suggested that at least five new schools be built each year.

- The CIP application process is a daunting task, especially for the smaller districts. An online application would help both the districts produce better applications and allow DEED staff to better review them.
- The preventive maintenance program is rated during the CIP process and is not a true indication of the quality of the PM programs. He suggested removal of rating the PM programs as part of the CIP process and rely on certification which is required to be eligible for a CIP grant.
- The BRGR could make an effort to communicate concerns with legislative bodies and the executive office to help influence decisions regarding funding to increase funding before it becomes too late and there is no longer an opportunity to keep up with deferred maintenance.

## **DEPARTMENT BRIEFING**

### ***FY 2025 CIP Report – Reconsideration and Final Lists***

Lori Weed reviewed the Department Briefing:

- No changes were made based on the one reconsideration request received. The final lists in the packet were approved by the State Board of Education on February 28th, 2024.
- The major maintenance list has 96 projects, and the construction list has 19 projects.
- Five districts are noncertified for preventive maintenance, and two of those are on the review cycle for this year.

### ***School Capital Project Funding Under SB 237***

This report gives a history of both the school construction and major maintenance funds that have been provided to schools. The table on page 31 of the packet details the funds in each program since FY2011.

### ***REAA and Small Municipal Fund Report***

The REAA fund continues to be a predictable stream of funding. Currently there is no fund balance in the REAA fund that is not obligated because of the Newtok/Mertarvik funding. Next will be the Minto project and then the Toksook Bay school replacement.

### ***Legislative Updates***

The REAA fund capitalization is anticipated to be about \$27 million this year. The capital budget as introduced by the governor will be considered by the legislature soon. Some bills of interest:

- HB 173 would increase the threshold for reporting public construction projects under Title 36 from \$25,000 to \$150,000.
- HB 165 proposes to add schools as eligible customers to participate in the Power Cost Equalization Program.
- SB 113 would incorporate Mt. Edgecumbe and teacher housing projects for REAAs into eligibility for the REAA fund.
- SB 158 would require all debt projects to be ranked as grant first, then to be chosen by the district municipality to be considered debt reimbursement projects.

- SB 227 would establish a capital project evaluation division within the Office of Management and Budget to evaluate each capital project proposed by another division and assign a score, that score to be considered by the department in its ranking process.

Karen Morrison reported on progress with some federal grant applications:

- She is working with Bill O'Connell with Alaska Department of Environmental Conservation (ADEC) to facilitate an environmental and climate justice community grant regarding soil contamination. The application is due November 21st, and so far, only Lower-Yukon and Lower-Kuskokwim have expressed an interest.
- An application for a climate pollution reduction grant was submitted on April 1st to try for federal funding for small districts for projects that fit within the emissions reduction benchmark.
- An application through the Alaska Municipal League for support and training regarding indoor air pollution was submitted in March.

Lori Weed noted that the Life Cycle Cost Analysis Handbook will be taken up tomorrow, and she mentioned that it had not gone out for public comment yet.

#### **FY 2026 APPLICATION AND REVIEW**

Lori Weed explained that there were no changes to the protection of structure, life-safety, and code deficiencies and the weighting of conditions formula. For the cost estimate, more certainty in the costs deserves more points. The committee asked the department to look into the emergency scoring criteria, and that will be presented at a future meeting.

Because AS 14.11.013 states that the department shall evaluate at least the factors listed for establishing priorities for construction grant projects, there is authority to consider other factors not listed. Reference the list of scored questions in the application and the statute or regulatory references, if any.

Lori asked if projects seeking supplemental funds because of construction industry cost increases should receive points in order to help them rank higher on the list and receive that supplemental funding sooner. Larry Morris was in favor as long as the scope matches the original project and the issue was not caused by the district. Kevin Lyon agreed so long as they are not adding additional scope except in the case of unforeseen conditions. Lori explained that a request for supplemental funding would be through the department's supplemental budget process, which is a request to the commissioner who sends it to the governor's office, and it ends up in the governor's supplemental budget. However, the department has not yet had any supplemental requests for incomplete projects.

Randy Williams did not think it was appropriate to send requests for supplemental funds into the mix of all the other projects and should be handled outside of that process. Larry Morris would like to see suggestions of how to adjust that 30 points for prior funding. Randy said that option 2 on the supplemental sheet, which would provide fewer points for projects seeking supplemental funds due to increases in construction industry costs, should be considered by the committee. This item will be discussed at the meeting tomorrow.

Lori mentioned that the department did not have staffing levels to be able to examine the energy consumption reports, so that subject will be taken up at a future meeting. She briefly reviewed the proposed changes.

After committee discussion, it was decided that the department will research the renewal and replacement schedule scoring in code deficiency and recommend some updates.

A general discussion brought out the following points:

- Section 9 of the application is basically an assessment of reports that are a district-wide score that gets sent to projects.
- The 5-year average expenditure on maintenance is a general overlook at the district's maintenance performance and is kind of a safety net since it is filled out annually.
- Rather than a site visit every five years, perhaps a quick review or inspection at several districts in a week would be beneficial.
- An electronic application system is needed.
- If a subcommittee were to work on the application from beginning to end, the renewal and replacement schedules should be a separate consideration.
- Perhaps a request for information should be issued and then built in to next year's budget.
- Some districts have excess capacity due to a shrinking student population.
- School buildings need to be built for the future, and be smaller and more focused on usable space. Perhaps points should be awarded to proposals that address the future needs of education.

## **RECESS**

Dale Smythe **MOVED** to go into recess, **SECONDED** by Branzon Anania. Hearing no objections, the motion **PASSED**, and the meeting recessed at 4:06 p.m.

*Thursday, April 11, 2024*

## **CALL TO ORDER / ROLL CALL**

Karen Morrison called the meeting to order at 8:30 a.m. Roll was taken, and a quorum was established to conduct business. Senator Kaufman and Representative Ortiz were excused.

## **CHAIR'S OPENING REMARKS**

Karen Morrison said she appreciated the conversations during the meeting yesterday and is looking forward to more input, and, with almost a full staff at Facilities, she is excited to have the capacity for moving forward and hopefully get the electronic CIP application process started.

## **PUBLIC COMMENT**

A public comment period was offered, and no public testimony was received.

## **FY 2026 APPLICATION REVIEW (CONTINUED)**

Larry Morris **MOVED** to amend section 8e for the phase funding to allow for 15 points for projects that are previously funded and have bid and require additional funding out of no cause of the district for the 2026 year application only, **SECONDED** by Branzon Anania.

Lori Weed noted there would need to be a change to the language in the application as well as the instructions and then a change to the scoring form accordingly. It was clarified that the subject projects would have gone out to bid but were unable to be awarded because of insufficient funding.

Douglas Hayman was concerned about the definition of “not the fault of the district.” Lori Weed read an excerpt from AS 31.06.001 regarding costs not eligible for reimbursement.

Dale Smythe suggested that language be inserted to clarify that the increased funding was only to allow the award, not for increasing funding after construction is started for change orders. Lori’s suggested language for the application states that applications seeking funds for change in scope or other actions not noted in the original application or legislative appropriation will not be considered eligible for these points.

The last sentence in the application section would read, “There are up to 15 points available if a project includes previous grant funding under AS 14.11, the project has gone out to bid, and the project is seeking supplemental funds due to increases in the construction bid to allow award.”

Karen Morrison restated the motion, as amended, to say that there are up to 15 points available if a project includes previous grant funding under Alaska Statute 14.11 and the project has gone out to bid and the district is seeking supplemental funds due to increase in construction bid whether the district has awarded the bid or not.

The motion **PASSED** unanimously by roll call vote.

Kevin Lyon **MOVED** to approve the CIP application as amended, **SECONDED** by Douglas Hayman.

Lori Weed asked the committee if it wanted an added bullet in section 8c of the instructions regarding renovation/rehabilitation projects, also requiring a consideration of an option for new construction.

Randy Williams **MOVED TO AMEND** the motion to add a bullet to the instructions requiring major rehabilitations or renovations affecting multiple systems, to provide an option regarding a school construction replacement, with language to be crafted by the department, **SECONDED** by Kevin Lyon.

Larry Morris mentioned that this would increase design costs, and Lori said that the Program Demand Cost Model tool is there for this particular purpose as well.

The motion **PASSED** unanimously by roll call vote.

Kevin Lyon **MOVED** to approve the application as amended by the two motions, **SECONDED** by Douglas Hayman. The motion **PASSED** unanimously by roll call vote.

## **PUBLICATIONS**

### ***Life Cycle Cost Analysis – Draft for Public Comment***

Larry Morris referred the committee to the publication and stated he added a short-term cost benefit analysis period and language for districts and their consultants to work together with the department to plan their value analysis strategies.

Randy Williams **MOVED** that the Life Cycle Cost Analysis publication be put out for public review, **SECONDED** by Kevin Lyon.

Randy Williams questioned the definition of value engineering provided. Larry Morris said that was a reference to language in the project agreement. It was generally agreed to change value engineering to value analysis, and the department will change the project agreements accordingly. It was also determined that the reference to clause 9 be deleted, and a reference added to the Capital Project Administration Handbook for the different levels of value analysis submittals required under the project agreement.

Hearing no objections, the motion to put the Life Cycle Cost Analysis publication out for public comment with the discussed edits and changes **PASSED**.

## **SCHOOL DISTRICT CAPITAL NEEDS FORECAST DATA AND TOOL (PRELIMINARY VERSIONS)**

Lori Weed reviewed this program with the committee and walked them through the site. The school districts in Petersburg, Fairbanks, Kenai, and Kuspuk have agreed to test the program and provide feedback.

## **SUBCOMMITTEE REPORTS**

### ***Design Ratios***

Lori Weed explained that because of staffing levels, they were not able to get the design ratios product out for final public comment but will try to get those out this summer.

### ***School Space***

Dale Smythe reported that two of the four goals of this subcommittee have been met, and the final two should be completed this summer. The GSF clarification will be based on ASHRAE R-values rather than wall thickness, and they are still working on the mechanical electrical space task. All changes will be submitted for consideration at one time, possibly at the December meeting. When approved by the committee, the changes will go out for public comment and finally go to the State Board for regulation changes.

### ***CIP Application Process Review***

Instead of a subcommittee for this project, it was decided to have the committee as a whole meet in work sessions to review the CIP application completely from beginning to end. Larry Morris would like SERRC to take part in the rewrite. Hopefully, the review will be completed in time for the revised application to be used for the 2027 cycle.

## **BR&GR CALENDAR AND WORK PLAN REVIEW & UPDATE**

Lori Weed stated that the work plan in the packet is the same as was adopted at the December '23 meeting and is included as a reminder of the workload. Comments and suggested changes were as follows:

- Add in Section 5 the review and rewrite of the CIP application.
- It might be time to institute a regulation review as it has been at least three years since the last review.
- Investigate the shift to promoting new schools over renovations.
- Simplify the applications and focus on online applications.
- Investigate the point allocations for preventative maintenance.
- Consider awarding points for adaptability of school buildings with an eye to future needs.

Douglas Hayman would like to see some design points for condition surveys having the outcome in mind and the innovation and how the building will be able to adapt to changing education practices to prepare students for the workforce and continually evolve as industry evolves. Unfortunately, today's classrooms look very much like they did 50 years ago.

Kevin Lyon said his district has surplus building area, but he is not able to use it for certain purposes because of regulations. For schools with only about 50 students, there is a fine line between overbuilding and underbuilding. Alaska has issues that are beyond anything else in the nation. It might make sense to consolidate Hope and Seward, but it is a two-hour bus ride over two mountain passes, so that is not an option. Doug added that education delivery is changing also. He is using facilities on the Kenai for home school co-ops.

When there is a district-wide early education program, they are eligible for ADM as elementary students and for purposes of space calculations. Any facilities owned by a district or a municipality that are used for educational purposes are eligible for the CIP program.

Branzon Anania said they had to find a way to look at building options for the small communities with just 10 to 50 students, whether it's a modular type of construction or something else that is geared toward those locations. The problem is that modular classrooms usually do not include a gym, and that is a huge problem in small rural communities where everything happens at the school gym. Kevin Lyon added that as soon as a gym is built, that triggers the necessity of a sprinkler system. Many of the school sites do not have public water systems, so then a water storage facility is required at great cost.

Branzon itemized some problems in rural Alaska related to school construction and maintenance:

- A new HVAC system with eight modular fans was recently installed, and they no longer make that system.
- Automatic lights are required on walls, but some places run on generators, and it would be better that when the generator goes off, the place shuts down.
- The boiler requirements are not workable at some rural communities because the boilers are too heavy for shipping without tremendous cost.
- One idea was to build the gym and then install modular parts off of it.



Lori Weed mentioned that the committee has the statutory authority to work with and identify energy efficiency standards and the ability to do an Alaska-specific modification to an adopted energy standard.

### **SET DATE FOR NEXT MEETING**

The CIP workshop for the FY 2026 application will be on April 26, 2024. The next meeting was set for December 3rd, 2024, by teleconference.

### **COST MODEL UPDATE**

#### ***23rd Edition Model School Elements, Proposed Changes***

#### ***HMS, Inc. Teleconference***

Rob Brown presented the update for the year for the Program Demand Cost Model, which is in a supplemental packet. He identified the following points:

- The total cost of the Model School went up a little over 8 percent.
- Material costs and labor rates increased, but overall labor costs increased as well.
- Unit rates also increased which impacted other systems such as roofing and exterior closure.
- Labor rates will continue to increase as union agreements require wage increases every six months for three years.
- The price of concrete increased 16% mostly from the cost of cement because of a change in suppliers.
- HMS has removed the unique market contingency and references to it from the pertinent sections.

Kevin Lyon asked if the labor rates are exceeding the published Title 36 rates. Rob Brown said that is the case, as it usually is when labor rates increase because the union rates help to inform the Title 36 rates.

Lori Weed questioned the annual escalation rate of 4 percent mentioned on page 1 of the report as contrasted with 5 percent listed on the next page. Rob said they are using 5 percent and will correct the report accordingly.

Michael Butikofer asked if the unique market contingency was based on COVID, and Rob stated yes, that it was put into the model three years ago when COVID was impacting both labor and material rates.

Larry Morris **MOVED** to accept the Model School escalation elements to the Cost Model update as presented, **SECONDED** by Randy Williams. Hearing no objections, the motion **PASSED**.

### **DEED WRAP-UP**

Karen Morrison thanked everyone for attending in person. She is excited about the CIP application review and the discussion of moving it into an online platform. There is a land manager position that is open and, once that position is filled, they will have a full team. Karen thanked Lori for all the help she has been providing.

**COMMITTEE MEMBER COMMENTS**

Larry Morris said it was a good quick meeting with a lot of good conversation and fairly aggressive goals for the coming year. He welcomed all the new people.

**ADJOURNMENT**

Douglas Hayman **MOVED** to adjourn, **SECONDED** by Dale Smythe. Hearing no objections, the motion **PASSED**, and the meeting adjourned at 1:37 p.m.



To: Bond Reimbursement & Grant Review Committee  
From: School Facilities  
Date: December 3, 2024

## DEPARTMENT BRIEFING

### *Initial CIP Lists*

The FY2026 initial CIP lists are included in the packet. The department provided a memo to the school superintendents that announced the availability of the lists. The department also transmitted the lists to the governor's office for use in developing the FY2026 capital budget.

Following are some year-to-year initial list statistics:

	FY2024	FY2025	FY2026
Districts Submitting Applications	29	28	31
Number of Applications Submitted	118	116	105
Number of Applications Scored	84	54	75
Number of Applications Reused	34	62	30
Number of Applications Ineligible	4	2	4
Number of Applications with a Change in List	8	3	2
Number of Applications with a Budget Adjustment	48	30	32
Number of Projects on the Major Maintenance List	97	95	83
State Share Request on Major Maintenance List	\$215,103,328	\$249,060,086	\$272,051,463
Number of Projects on the School Construction List	17	19	18
State Share Request on School Construction List	\$195,666,783	\$260,489,844	\$349,575,956

Reconsideration requests were due to the department on Tuesday, November 26, 2024. As of November 25, two districts have requested reconsideration.

Issues that arose in this year's application cycle are addressed in a separate FY2026 CIP Department Briefing included in the packet. Also in the packet is the revised statewide six-year plan based on compiled district reports, which shows a six-year planned project need of \$1.85 billion.

Per AS 14.11.014(b)(2), the committee is to make recommendations to the State Board of Education & Early Development (SBOE) concerning school construction grants. Recommended Motion to support the process under which the application and support materials and the resulting lists were developed:

I move that the Bond Reimbursement and Grant Review Committee recommend the State Board of Education & Early Development adopt the department's FY2026 list of projects eligible for funding under the School Construction Grant Fund and the Major Maintenance Grant Fund.

### ***School Capital Project Funding Report***

In the 33rd Legislature's second session, the legislature passed an FY2025 capital budget with appropriations for projects on both the Major Maintenance and School Construction Ranking Lists. The FY2025 operating budget fully funded the REAA Fund capitalization at \$26,978,028 and the municipal debt reimbursement at \$57,517,670.

Major Maintenance projects received an FY24 supplemental appropriation and an FY25 appropriation for a total of \$62,761,729. This enabled the department to award grants to priorities #1 through #26, which included 4 projects receiving supplemental funding and funding 22 new projects.

The legislature provided School Construction appropriations totaling \$30,964,499, of which \$26,978,028 was from the FY25 REAA Fund capitalization. The legislature funded priority #1, Newtok K-12 School Relocation/Replacement, Mertarvik, Supplemental, priority #2 Minto K-12 School Renovation/Addition, Supplemental, and phase funded priority #3 Nelson Island School Replacement, Toksook Bay.

A sheet on the CIP grant request and funding history FY16-FY26 is included for reference.

The moratorium on school debt reimbursement is currently set to sunset on July 1, 2025, if no legislative action is taken to amend the statute during the upcoming session. The department anticipates there may be an influx of new debt applications as that date approaches.

### ***Preventive Maintenance Update (PM State-of-the-State)***

The Preventive Maintenance State of the State Report was updated on August 15, 2024, and is included in the packet with a chart showing compliance history. For the current FY26 CIP cycle, 48 of 52 school districts have certified preventive maintenance programs.

Districts not currently certified include:

- Aleutian Region
- Chatham
- Hydaburg City
- Skagway Borough

One district provided documentation to be granted full program compliance and was upgraded from provisional.

In-person site visits for current fiscal year 2025 are scheduled to take place between November and April for the following school districts:

- Aleutian East Borough
- Cordova
- Iditarod Area
- Kake
- Kodiak
- Kuspuk
- Lower Kuskokwim
- Yakutat
- Yupiit

## ***Special Projects***

### **Capital Needs Forecast Database**

The department is continuing work with Inzata Analytics to complete a project focused on establishing a data-driven statewide assessment of capital renewal and new constructions needs on an annual basis. This initiative will also provide dashboards to align funding programs with identified needs effectively. Project completion is anticipated early in calendar year 2025. This approx. \$200,000 investment was funded by the legislature in FY2022.

### ***Federal Grants***

At the April meeting, the department shared three grant opportunities that were being sought; unfortunately, those application were not successful. However, the department is glad to share that the Alaska Municipal League (AML) did receive a 2024 Renew America's Schools Grant that will increase energy efficiencies and benefit the Aleutians East Borough School District, Juneau School District, and Southeast Island School District.

### ***Publications Update***

Following is a list of publications currently managed by the department along with an estimated revision priority and the year of publication. Those in bold are publications proposed for committee approval.

1. **Life Cycle Cost Analysis Handbook** (2018) [*Proposed Final 2024*]
2. **Swimming Pool Guidelines** (2019) [*Proposed update 2025*]
3. **A Handbook to Writing Educational Specifications** (2019) [*Proposed update 2025*]
4. Renewal & Replacement Schedule (2001)
5. **Space Guidelines Handbook** (1996)
6. Facility Appraisal Guide (1997)
7. Outdoor Facility Guidelines for Secondary Schools (new)
8. **Guide for School Facility Condition Surveys** (2020)
9. Cost Format – *EED Standard Construction Cost Estimate Format* (2020)
10. Site Selection Criteria & Evaluation Handbook (2021)
11. **Guidelines for School Equipment Purchases** (2022)
12. **School Design and Construction Standards Handbook** (2022)
13. Capital Project Administration Handbook (2022)
14. **Project Delivery Method Handbook** (2022)
15. **Alaska School Facilities Preventive Maintenance Handbook** (2023)
16. Professional Services for School Capital Projects (2023)

### **Life Cycle Cost Analysis Handbook**

The draft *Life Cycle Cost Analysis Handbook* went out for public comment on August 17, 2024. The final draft is presented for committee approval.

## ***Department Staffing Update***

The Facilities Division is currently fully staffed. New staff include:

- Michael Butikofer, PE, Technical Engineer/Architect, Facilities Manager – 20 years of experience in Alaska as a civil engineer. Michael brings a strong background in operations and project management.
- Don Wheeler, Building Maintenance Specialist –Don has over 30 years of experience in the preventative maintenance field. He is working hard to help school districts be successful in the preventative maintenance programs.
- Alex Bearden, School Finance Specialist II – Alex comes with a strong background in processing payments and managing the financials for capital projects. He is working to close out old, inactive projects and to get payments out quickly after submittals are approved.
  
- Finance & Support Services Division update: Heather Heineken, FSS Division Director – Heather brings experience in business management from her previous roles with the Yukon-Koyukuk School District and the Fairbanks North Star Borough School District. Her leadership and expertise in financial operations and risk management are valuable assets to the division. As the commissioner’s designee to the committee, she will act as the committee chair.

## ***Committee Member Update***

Three committee seats have terms expiring February 28, 2025:

1. Dale Smythe, Professional Degrees & Experience in School Construction
2. Kevin Lyon, Experience in Urban or Rural School Facilities Management
3. Branzon Anania, Public Representative

A public notice seeking applicants for the upcoming four-year terms will be issued late-December. Current eligible members are encouraged to seek re-appointment by submitting a letter of interest and resume to the department.

The department wishes to thank Dale Smythe for his eight years of service on the committee. His enthusiasm and expertise has been invaluable in achieving the many accomplishments of the committee during his tenure.

**Alaska Department of Education and Early Development  
FY2026 Capital Improvement Projects  
School Construction Grant Fund**

Initial List

Nov 5 Rank	School District	Project Name	Amount Requested	Eligible Amount	Prior Funding	DEED Recommended Amount	Participating Share	State Share	Aggregate Amount
1	Lower Kuskokwim	William N. Miller K-12 School Replacement, Demolition, Napakiak, Supplemental	\$12,919,472	\$67,629,929	\$60,710,457	\$6,919,472	\$138,389	\$6,781,083	\$6,781,083
2	Lower Kuskokwim	Newtok K-12 School Relocation/Replacement, Wastewater, Mertarvik, Supplemental	\$7,179,898	\$88,646,137	\$81,466,239	\$7,179,898	\$143,598	\$7,036,300	\$13,817,383
3	Northwest Arctic Borough	Deering K-12 School Replacement	\$58,194,784	\$56,872,139	\$0	\$56,872,139	\$11,374,428	\$45,497,711	\$59,315,094
4	Lower Kuskokwim	Nelson Island School Replacement, Toksook Bay	\$107,506,439	\$105,506,928	\$22,055,612	\$83,451,316	\$1,669,026	\$81,782,290	\$141,097,384
5	Bering Strait	Stebbins K-12 School Replacement	\$114,764,439	\$111,162,729	\$0	\$111,162,729	\$2,223,255	\$108,939,474	\$250,036,858
6	Lower Kuskokwim	Anna Tobeluk Memorial K-12 School Renovation/Addition, Nunapitchuk	\$57,575,845	\$53,591,746	\$0	\$53,591,746	\$1,071,835	\$52,519,911	\$302,556,769
7	Bering Strait	Brevig Mission K-12 School Renovation/Addition	\$36,334,627	\$36,334,627	\$0	\$36,334,627	\$726,693	\$35,607,934	\$338,164,703
8	Yukon-Koyukuk	Tanana K-12 School Playground Replacement	\$488,709	\$544,074	\$0	\$544,074	\$10,881	\$533,193	\$338,697,896
9	Kenai Peninsula Borough	Kenai Middle School Security and Kitchen Remodel	\$1,781,972	\$1,781,972	\$0	\$1,781,972	\$623,690	\$1,158,282	\$339,856,178
10	Anchorage	Kincaid Elementary School Site Improvements	\$11,153,345	\$11,153,345	\$0	\$11,153,345	\$3,903,671	\$7,249,674	\$347,105,852
11	Anchorage	Secure Vestibules, Group 3, 5 Sites	\$9,036,461	\$9,036,461	\$0	\$9,036,461	\$3,162,761	\$5,873,700	\$352,979,552
12	Anchorage	Secure Vestibules, Group 2, 3 Sites	\$816,985	\$816,985	\$0	\$816,985	\$285,945	\$531,040	\$353,510,592
13	Lower Kuskokwim	Bethel Regional Campus Transportation and Drainage Upgrades	\$1,390,649	\$1,390,649	\$0	\$1,390,649	\$27,813	\$1,362,836	\$354,873,428
14	Anchorage	Secure Vestibules, Group 4 North, 4 Sites	\$3,489,791	\$3,489,791	\$0	\$3,489,791	\$1,221,427	\$2,268,364	\$357,141,792
15	Lower Kuskokwim	Water Storage and Treatment, Kongiganak	\$8,473,547	\$4,225,897	\$0	\$4,225,897	\$84,518	\$4,141,379	\$361,283,171
16	Anchorage	Secure Vestibules, Group 1, 3 Sites	\$1,085,084	\$1,085,084	\$0	\$1,085,084	\$379,779	\$705,305	\$361,988,476
17	Anchorage	Secure Vestibules, Group 4 South, 4 Sites	\$1,911,972	\$1,911,972	\$0	\$1,911,972	\$669,190	\$1,242,782	\$363,231,258
18	Fairbanks Borough	West Valley High School Auditorium Upgrade	\$721,494	\$636,471	\$0	\$636,471	\$222,765	\$413,706	\$363,644,964
<b>Totals:</b>			<b>\$434,825,513</b>	<b>\$555,816,936</b>	<b>\$164,232,308</b>	<b>\$391,584,628</b>	<b>\$27,939,664</b>	<b>\$363,644,964</b>	

**Alaska Department of Education and Early Development  
FY2026 Capital Improvement Projects  
Major Maintenance Grant Fund**

Initial List

Nov 5 Rank	School District	Project Name	Amount Requested	Eligible Amount	Prior Funding	DEED Recommended Amount	Participating Share	State Share	Aggregate Amount
1	Yukon-Koyukuk	Koyukuk K-8 School Boiler Replacement	\$989,100	\$989,100	\$0	\$989,100	\$19,782	\$969,318	\$969,318
2	Iditarod Area	Blackwell K-12 School Renovation, Anvik, Supplemental	\$6,852,461	\$11,959,552	\$5,107,092	\$6,852,460	\$137,049	\$6,715,411	\$7,684,729
3	Northwest Arctic Borough	Districtwide Fire Systems Replacement, 6 Sites	\$7,218,879	\$6,612,840	\$0	\$6,612,840	\$1,322,568	\$5,290,272	\$12,975,001
4	Kenai Peninsula Borough	Soldotna High School Exterior Repair	\$6,083,627	\$6,083,627	\$0	\$6,083,627	\$2,129,269	\$3,954,358	\$16,929,359
5	Anchorage	King Tech High School Roof Replacement	\$3,829,327	\$3,829,327	\$0	\$3,829,327	\$1,340,264	\$2,489,063	\$19,418,422
6	Pribilof Island	St. Paul K-12 School HVAC System Upgrades	\$4,246,097	\$4,246,097	\$0	\$4,246,097	\$84,922	\$4,161,175	\$23,579,597
7	Fairbanks Borough	North Pole High School Mechanical and Electrical Upgrades	\$12,803,053	\$12,145,188	\$0	\$12,145,188	\$4,250,816	\$7,894,372	\$31,473,969
8	Anchorage	Service High School Health and Safety Improvements	\$5,462,781	\$5,462,781	\$0	\$5,462,781	\$1,911,973	\$3,550,808	\$35,024,777
9	Lake & Peninsula Borough	Fire Suppression System Upgrades, 4 Sites	\$4,407,516	\$4,407,516	\$0	\$4,407,516	\$1,322,255	\$3,085,261	\$38,110,038
10	Ketchikan Borough	Schoenbar Middle School Drainage and Gym Floor Replacement	\$629,975	\$629,975	\$0	\$629,975	\$220,491	\$409,484	\$38,519,522
11	Nenana City	Nenana School Boiler Replacement	\$284,421	\$242,266	\$0	\$242,266	\$12,113	\$230,153	\$38,749,675
12	Anchorage	East High School Safety Upgrades	\$8,560,729	\$8,560,729	\$0	\$8,560,729	\$2,996,255	\$5,564,474	\$44,314,149
13	Anchorage	Mears Middle School Heating Upgrades	\$575,376	\$575,376	\$0	\$575,376	\$201,382	\$373,994	\$44,688,143
14	Kenai Peninsula Borough	West Homer Elementary School North Wall Improvement	\$356,760	\$356,760	\$0	\$356,760	\$124,866	\$231,894	\$44,920,037
15	Denali Borough	Tri-Valley School Septic System Upgrades	\$645,201	\$645,201	\$0	\$645,201	\$129,040	\$516,161	\$45,436,198
16	Valdez City	Herman Hutchens Elementary School Exterior Renovation	\$9,528,585	\$10,290,872	\$0	\$10,290,872	\$3,601,805	\$6,689,067	\$52,125,265
17	Anchorage	Mears Middle School Roof Replacement	\$6,403,930	\$6,403,930	\$0	\$6,403,930	\$2,241,375	\$4,162,555	\$56,287,820
18	Anchorage	Ptarmigan Elementary School Intercom Replacement	\$574,604	\$574,604	\$0	\$574,604	\$201,111	\$373,493	\$56,661,313
19	Kuspuk	Bob R. McHenry District Office Energy Upgrades	\$1,638,785	\$1,638,785	\$0	\$1,638,785	\$32,776	\$1,606,009	\$58,267,322
20	Anchorage	Stellar Secondary School Fire Alarm	\$389,096	\$389,096	\$0	\$389,096	\$136,184	\$252,912	\$58,520,234
21	Southeast Island	Thorne Bay K-12 School Mechanical Control Upgrades	\$1,510,156	\$1,510,156	\$0	\$1,510,156	\$30,203	\$1,479,953	\$60,000,187
22	Anchorage	Anchorage Warehouse Roof Replacement	\$420,000	\$420,000	\$0	\$420,000	\$147,000	\$273,000	\$60,273,187
23	Kashunamiut	Chevak K-12 School Campus Renovation	\$34,106,563	\$34,106,563	\$0	\$34,106,563	\$682,131	\$33,424,432	\$93,697,619
24	Kake City	Kake Career and Technical Education Building Rehabilitation	\$3,635,215	\$3,586,419	\$0	\$3,586,419	\$717,284	\$2,869,135	\$96,566,754



**Alaska Department of Education and Early Development  
FY2026 Capital Improvement Projects  
Major Maintenance Grant Fund**

Initial List

Nov 5 Rank	School District	Project Name	Amount Requested	Eligible Amount	Prior Funding	DEED Recommended Amount	Participating Share	State Share	Aggregate Amount
25	Southeast Island	Barry Craig Stewart Kasaan and Whale Pass Schools Renovation	\$1,043,506	\$1,043,506	\$0	\$1,043,506	\$20,870	\$1,022,636	\$97,589,390
26	Denali Borough	Districtwide Electrical Code Upgrades	\$1,281,668	\$1,265,661	\$0	\$1,265,661	\$253,132	\$1,012,529	\$98,601,919
27	Haines Borough	Haines High School Locker Room Renovation	\$1,262,643	\$1,262,643	\$0	\$1,262,643	\$441,925	\$820,718	\$99,422,637
28	Lower Yukon	Marshall K-12 School Emergency Tank Farm Repair	\$1,809,501	\$1,809,501	\$0	\$1,809,501	\$36,190	\$1,773,311	\$101,195,948
29	Haines Borough	Haines High School Roof Replacement	\$909,452	\$909,452	\$0	\$909,452	\$318,308	\$591,144	\$101,787,092
30	Aleutians East Borough	Sand Point K-12 School Pool Major Maintenance	\$102,608	\$102,608	\$0	\$102,608	\$35,913	\$66,695	\$101,853,787
31	Northwest Arctic Borough	Buckland K-12 School Boiler Replacement	\$28,972	\$28,972	\$0	\$28,972	\$5,794	\$23,178	\$101,876,965
32	Klawock City	Klawock School Gymnasium Roof Replacement	\$1,698,461	\$1,698,461	\$0	\$1,698,461	\$509,538	\$1,188,923	\$103,065,888
33	Anchorage	Kasuun and Kincaid Elementary Schools Roof Replacement	\$12,469,661	\$12,469,661	\$0	\$12,469,661	\$4,364,381	\$8,105,280	\$111,171,168
34	Kodiak Island Borough	Main Elementary School Roof Replacement	\$1,288,665	\$1,288,665	\$0	\$1,288,665	\$451,033	\$837,632	\$112,008,800
35	Kodiak Island Borough	Chiniak K-12 School Water Code Compliance and Upgrade	\$2,035,824	\$2,003,568	\$0	\$2,003,568	\$701,249	\$1,302,319	\$113,311,119
36	Lower Yukon	LYSD Central Office Renovation	\$5,157,377	\$5,157,377	\$0	\$5,157,377	\$103,148	\$5,054,229	\$118,365,348
37	Southeast Island	Thorne Bay K-12 School Fire Suppression System	\$1,444,013	\$1,444,013	\$0	\$1,444,013	\$28,880	\$1,415,133	\$119,780,481
38	Yukon-Koyukuk	Kaltag K-12 School Kitchen Upgrade	\$601,271	\$601,271	\$0	\$601,271	\$12,025	\$589,246	\$120,369,727
39	Lower Yukon	Hooper Bay Elementary Emergency Tank Farm Pad Repair	\$5,011,296	\$5,011,296	\$0	\$5,011,296	\$100,226	\$4,911,070	\$125,280,797
40	Yukon-Koyukuk	Roof Replacement, 3 Sites	\$2,176,000	\$2,078,589	\$0	\$2,078,589	\$41,572	\$2,037,017	\$127,317,814
41	Southwest Region	Twin Hills K-12 School Renovation	\$7,018,351	\$6,311,040	\$0	\$6,311,040	\$126,221	\$6,184,819	\$133,502,633
42	Nenana City	Nenana School Fire Suppression System Replacement	\$1,556,965	\$1,556,965	\$0	\$1,556,965	\$77,848	\$1,479,117	\$134,981,750
43	Hoonah City	Hoonah School Generator Replacement	\$1,767,951	\$1,767,951	\$0	\$1,767,951	\$618,783	\$1,149,168	\$136,130,918
44	Lower Kuskokwim	Akiuk Memorial K-12 School Renovation, Kasigluk-Akiuk	\$5,279,361	\$5,279,361	\$0	\$5,279,361	\$105,587	\$5,173,774	\$141,304,692
45	Denali Borough	Generator Replacement, 2 Schools	\$1,523,368	\$1,523,368	\$0	\$1,523,368	\$304,674	\$1,218,694	\$142,523,386
46	Petersburg Borough	Petersburg High/Middle School Security and Access Renovation	\$1,586,582	\$1,586,582	\$0	\$1,586,582	\$555,304	\$1,031,278	\$143,554,664
47	Anchorage	Bear Valley Elementary School Domestic Water Replacement	\$2,665,758	\$2,665,758	\$0	\$2,665,758	\$933,015	\$1,732,743	\$145,287,407
48	Southwest Region	Ekwok K-12 School Renovation	\$10,538,614	\$8,752,289	\$0	\$8,752,289	\$175,046	\$8,577,243	\$153,864,650

**Alaska Department of Education and Early Development  
FY2026 Capital Improvement Projects  
Major Maintenance Grant Fund**

**Initial List**

Nov 5 Rank	School District	Project Name	Amount Requested	Eligible Amount	Prior Funding	DEED Recommended Amount	Participating Share	State Share	Aggregate Amount
49	Ketchikan Borough	Valley Park and Pt. Higgins Elementary Schools Playground Upgrades	\$369,737	\$369,737	\$0	\$369,737	\$129,408	\$240,329	\$154,104,979
50	Valdez City	Herman Hutchens Elementary School Floor Replacement	\$390,458	\$421,694	\$0	\$421,694	\$147,593	\$274,101	\$154,379,080
51	Yukon Flats	Tsuk Taih K-12 School Renovation, Chalkyitsik	\$4,535,743	\$4,535,743	\$0	\$4,535,743	\$90,715	\$4,445,028	\$158,824,108
52	Mat-Su Borough	Elevator Code and Compliance Upgrades, 6 Sites	\$2,844,833	\$2,387,622	\$0	\$2,387,622	\$835,668	\$1,551,954	\$160,376,062
53	Fairbanks Borough	Arctic Light Elementary School Exterior Renovation	\$8,908,517	\$8,788,662	\$0	\$8,788,662	\$3,076,032	\$5,712,630	\$166,088,692
54	Lower Kuskokwim	Gladys Jung Elementary School Heating Mains Replacement	\$1,188,713	\$1,188,713	\$0	\$1,188,713	\$23,774	\$1,164,939	\$167,253,631
55	Petersburg Borough	Petersburg Gym Sewer Line Repair	\$501,316	\$501,316	\$0	\$501,316	\$175,461	\$325,855	\$167,579,486
56	Yupit	Tuluksak K-12 School Fuel Tank Replacement	\$4,990,323	\$4,990,323	\$0	\$4,990,323	\$99,806	\$4,890,517	\$172,470,003
57	Ketchikan Borough	Districtwide School Security Upgrades	\$1,194,273	\$1,194,273	\$0	\$1,194,273	\$417,996	\$776,277	\$173,246,280
58	Fairbanks Borough	Tanana Middle School Classroom Upgrades	\$10,520,672	\$10,775,991	\$0	\$10,775,991	\$3,771,597	\$7,004,394	\$180,250,674
59	Southeast Island	Port Alexander K-12 School Upgrades	\$602,909	\$602,909	\$0	\$602,909	\$12,058	\$590,851	\$180,841,525
60	Saint Marys City	St. Mary's Campus Renewal and Repairs	\$1,440,780	\$961,107	\$0	\$961,107	\$96,111	\$864,996	\$181,706,521
61	Iditarod Area	McGrath School Roof Replacement	\$3,798,979	\$3,798,979	\$0	\$3,798,979	\$75,980	\$3,722,999	\$185,429,520
62	Ketchikan Borough	Information and Alert System Replacement, 4 Sites	\$5,547,137	\$5,547,137	\$0	\$5,547,137	\$1,941,498	\$3,605,639	\$189,035,159
63	Yupit	Akiak K-12 School Fire Alarm System Replacement	\$232,464	\$232,464	\$0	\$232,464	\$4,649	\$227,815	\$189,262,974
64	Fairbanks Borough	Weller Elementary School Classroom Upgrades	\$7,433,686	\$7,434,034	\$0	\$7,434,034	\$2,601,912	\$4,832,122	\$194,095,096
65	Southeast Island	Thorne Bay K-12 School Flooring Replacement	\$71,549	\$71,549	\$0	\$71,549	\$1,431	\$70,118	\$194,165,214
66	Mat-Su Borough	Colony and Wasilla Middle Schools Partial Roof Replacement	\$5,602,711	\$5,602,711	\$0	\$5,602,711	\$1,960,949	\$3,641,762	\$197,806,976
67	Fairbanks Borough	Howard Luke High School Exterior Renovation	\$5,133,231	\$4,998,416	\$0	\$4,998,416	\$1,749,446	\$3,248,970	\$201,055,946
68	Fairbanks Borough	Pearl Creek Elementary School Classroom Upgrades	\$7,245,394	\$7,509,364	\$0	\$7,509,364	\$2,628,277	\$4,881,087	\$205,937,033
69	Juneau Borough	Dzantik'I Heeni Middle School Roof Replacement	\$2,650,000	\$2,650,000	\$0	\$2,650,000	\$927,500	\$1,722,500	\$207,659,533
70	Fairbanks Borough	Woodriver Elementary School Mechanical Renovation	\$7,600,583	\$7,892,914	\$0	\$7,892,914	\$2,762,520	\$5,130,394	\$212,789,927

Issue Date: 11/05/2024

Run Date: 11/04/2024

Major Maintenance Grant List

Page 3 of 4

**Alaska Department of Education and Early Development  
FY2026 Capital Improvement Projects  
Major Maintenance Grant Fund**

**Initial List**

Nov 5 Rank	School District	Project Name	Amount Requested	Eligible Amount	Prior Funding	DEED Recommended Amount	Participating Share	State Share	Aggregate Amount
71	Mat-Su Borough	HVAC Control Upgrades, 5 Sites	\$14,314,652	\$14,314,652	\$0	\$14,314,652	\$5,010,128	\$9,304,524	\$222,094,451
72	Kake City	Kake High School Plumbing Replacement	\$940,381	\$940,381	\$0	\$940,381	\$188,076	\$752,305	\$222,846,756
73	Mat-Su Borough	Districtwide Boiler Replacement, 9 Sites	\$9,760,194	\$7,522,661	\$0	\$7,522,661	\$2,632,931	\$4,889,730	\$227,736,486
74	Southeast Island	Thorne Bay K-12 School Underground Storage Tank Replacement	\$1,182,737	\$1,182,737	\$0	\$1,182,737	\$23,655	\$1,159,082	\$228,895,568
75	Mat-Su Borough	Swanson Elementary School Seismic Upgrades	\$12,468,245	\$1,013,150	\$0	\$1,013,150	\$354,602	\$658,548	\$229,554,116
76	Juneau Borough	Riverbend Elementary School Roof Replacement	\$2,800,000	\$2,800,000	\$0	\$2,800,000	\$980,000	\$1,820,000	\$231,374,116
77	Fairbanks Borough	Anderson Crawford Elementary School Exterior Renovation	\$9,506,266	\$9,307,901	\$0	\$9,307,901	\$3,257,765	\$6,050,136	\$237,424,252
78	Mat-Su Borough	Colony High School Generator Replacement	\$11,237,861	\$2,432,036	\$0	\$2,432,036	\$851,213	\$1,580,823	\$239,005,075
79	Lower Yukon	Kotlik and Pilot Station K-12 Schools Renewal and Repair	\$3,256,206	\$3,256,206	\$0	\$3,256,206	\$65,124	\$3,191,082	\$242,196,157
80	Southeast Island	Thorne Bay K-12 School Roof Replacement	\$3,901,263	\$4,005,043	\$0	\$4,005,043	\$80,101	\$3,924,942	\$246,121,099
81	Lower Yukon	Sheldon Point K-12 School Exterior Repairs, Nunam Iqua	\$3,856,952	\$3,856,952	\$0	\$3,856,952	\$77,139	\$3,779,813	\$249,900,912
82	Southwest Region	Aleknagik K-12 School Renovation	\$12,825,634	\$10,239,260	\$0	\$10,239,260	\$204,785	\$10,034,475	\$259,935,387
83	Lower Kuskokwim	Districtwide Fuel Tank Removal and Replacement	\$1,080,000	\$1,080,000	\$0	\$1,080,000	\$21,600	\$1,058,400	\$260,993,787
<b>Totals:</b>			<b>\$361,344,504</b>	<b>\$337,691,955</b>	<b>\$5,107,092</b>	<b>\$332,584,863</b>	<b>\$71,591,076</b>	<b>\$260,993,787</b>	

**Alaska Department of Education and Early Development  
FY2026 Capital Improvement Projects  
School Construction and Major Maintenance by Districts**

**Total Points - Formula-Driven and Evaluative  
Initial List**

School District	Nov 5 Rank	MM/SC	Project Name	School Dist Rank	Weight Avg Age	Prev. 14.11 Fund	Plan and Design	Prior Design Use	Avg Expend Maint	Un-Housed Today	Un-Housed 7 Years	Type of Space	Cond Survey	O&M Rpts	Maint Mgt	Energy Mgt	Cusd Pgm	Maint Train	Capital Plan	Emergency	Life/Safety and Code Conditions	Existing Space	Cost Estimate	Proj vs Oper Cost	Alter-natives	Options	Total Project Points
Aleutians East Borou	30	M	Sand Point K-12 School Pool Major Maintenance	30.00	22.07	0.00	25.00	0.00	1.52	0.00	0.00	0.00	0.00	30.00	4.00	2.33	2.67	3.00	2.67	0.00	0.00	6.00	25.67	1.00	3.00	5.67	164.59
Anchorage	10	C	Kincaid Elementary School Site Improvements	0.00	10.25	0.00	25.00	0.00	4.53	0.00	0.00	0.00	10.00	30.00	4.00	2.00	3.33	3.00	2.00	0.00	9.92	0.33	25.67	8.00	1.00	11.67	150.70
Anchorage	11	C	Secure Vestibules, Group 3, 5 Sites	0.00	30.00	0.00	25.00	0.00	4.61	0.00	0.00	0.00	0.00	30.00	4.00	2.33	2.67	3.00	2.67	0.00	0.00	6.00	26.33	1.00	3.00	5.67	146.27
Anchorage	12	C	Secure Vestibules, Group 2, 3 Sites	0.00	24.68	0.00	25.00	0.00	4.61	0.00	0.00	0.00	0.00	30.00	4.00	2.33	2.67	3.00	2.67	0.00	0.00	6.00	25.67	1.00	3.00	5.67	140.29
Anchorage	14	C	Secure Vestibules, Group 4 North, 4 Sites	0.00	27.35	0.00	20.00	0.00	4.53	0.00	0.00	0.00	0.00	30.00	4.00	2.00	3.33	3.00	2.00	0.00	0.00	5.33	27.00	0.33	0.00	5.00	133.88
Anchorage	16	C	Secure Vestibules, Group 1, 3 Sites	0.00	11.43	0.00	25.00	0.00	4.61	0.00	0.00	0.00	0.00	30.00	4.00	2.33	2.67	3.00	2.67	0.00	0.00	6.00	27.00	1.00	3.00	5.67	128.37
Anchorage	17	C	Secure Vestibules, Group 4 South, 4 Sites	0.00	19.46	0.00	20.00	0.00	4.53	0.00	0.00	0.00	0.00	30.00	4.00	2.00	3.33	3.00	2.00	0.00	0.00	5.33	26.33	0.33	0.00	5.00	125.32
Anchorage	5	M	King Tech High School Roof Replacement	30.00	30.00	0.00	25.00	0.00	4.63	0.00	0.00	0.00	10.00	30.00	4.00	2.33	2.00	3.00	4.00	0.00	21.35	1.67	27.33	1.67	0.00	5.00	201.98
Anchorage	8	M	Service High School Health and Safety Improvements	27.00	30.00	0.00	25.00	0.00	4.63	0.00	0.00	0.00	5.00	30.00	4.00	2.33	2.00	3.00	4.00	0.00	20.20	2.67	27.00	2.33	0.00	5.33	194.50
Anchorage	12	M	East High School Safety Upgrades	9.00	30.00	0.00	25.00	0.00	4.56	0.00	0.00	0.00	10.00	30.00	5.00	2.00	3.00	3.00	4.00	0.00	13.29	0.00	27.00	0.33	0.00	20.00	186.18
Anchorage	13	M	Mears Middle School Heating Upgrades	24.00	26.50	0.00	25.00	0.00	4.53	0.00	0.00	0.00	10.00	30.00	4.00	2.00	3.33	3.00	2.00	0.00	11.00	3.33	27.67	6.33	0.00	2.00	184.69
Anchorage	17	M	Mears Middle School Roof Replacement	21.00	24.75	0.00	25.00	0.00	4.61	0.00	0.00	0.00	10.00	30.00	4.00	2.33	2.67	3.00	2.67	0.00	9.54	2.00	27.67	4.67	0.00	6.67	180.56
Anchorage	18	M	Ptarmigan Elementary School Intercom Replacement	15.00	30.00	0.00	25.00	0.00	4.56	0.00	0.00	0.00	10.00	30.00	5.00	2.00	3.67	3.00	3.67	1.67	8.00	1.67	26.00	5.67	0.00	5.00	179.90
Anchorage	20	M	Stellar Secondary School Fire Alarm	18.00	30.00	0.00	25.00	0.00	4.61	0.00	0.00	0.00	0.00	30.00	4.00	2.00	3.00	3.00	2.67	0.00	20.00	0.00	26.33	4.67	0.00	0.00	173.27
Anchorage	22	M	Anchorage Warehouse Roof Replacement	6.00	30.00	0.00	25.00	0.00	4.56	0.00	0.00	0.00	10.00	30.00	5.00	2.00	3.00	3.00	4.00	0.00	10.18	1.67	28.00	3.00	0.00	5.00	170.41
Anchorage	33	M	Kasun and Kincaid Elementary Schools Roof Replacement	3.00	11.00	0.00	25.00	2.00	4.56	0.00	0.00	0.00	10.00	30.00	5.00	2.00	3.00	3.00	4.00	0.00	10.00	7.67	29.00	4.67	0.00	10.00	163.90
Anchorage	47	M	Bear Valley Elementary School Domestic Water Replacement	12.00	26.50	0.00	20.00	0.00	4.61	0.00	0.00	0.00	0.00	30.00	4.00	2.00	3.00	3.00	2.67	0.00	8.95	0.00	26.67	4.67	0.00	3.00	151.06
Bering Strait	5	C	Stebbins K-12 School Replacement	30.00	0.00	0.00	0.00	0.00	2.27	50.00	30.00	27.78	0.00	25.00	1.67	1.00	2.67	1.00	0.67	50.00	0.00	40.00	4.33	0.00	0.00	0.00	266.39
Bering Strait	7	C	Brevig Mission K-12 School Renovation/Addition	27.00	15.33	0.00	20.00	0.00	2.24	11.45	18.76	20.38	8.00	0.00	1.67	1.00	3.00	1.00	1.00	0.00	39.48	15.33	19.00	0.00	1.00	5.00	210.63
Denali Borough	15	M	Tri-Valley School Septic System Upgrades	30.00	30.00	0.00	10.00	0.00	2.56	0.00	0.00	0.00	8.00	30.00	2.00	2.00	2.00	1.00	3.00	0.00	25.86	4.33	15.00	5.67	0.00	9.33	180.75
Denali Borough	26	M	Districtwide Electrical Code Upgrades	27.00	30.00	0.00	10.00	0.00	2.56	0.00	0.00	0.00	8.00	30.00	2.00	2.00	2.00	1.00	3.00	0.00	25.00	0.00	12.67	5.00	0.00	7.00	167.22
Denali Borough	45	M	Generator Replacement, 2 Schools	24.00	30.00	0.00	10.00	0.00	2.56	0.00	0.00	0.00	8.00	30.00	2.00	2.00	2.00	1.00	3.00	0.00	10.00	0.00	14.33	3.67	0.00	9.33	151.89
Fairbanks Borough	18	C	West Valley High School Auditorium Upgrade	6.00	8.00	0.00	0.00	0.00	3.06	0.00	0.00	0.00	8.00	30.00	2.00	4.00	4.00	2.33	4.00	0.00	0.00	0.00	12.00	0.00	0.00	0.00	83.39
Fairbanks Borough	7	M	North Pole High School Mechanical and Electrical Upgrades	30.00	30.00	0.00	10.00	0.00	3.06	0.00	0.00	0.00	8.00	30.00	2.00	4.00	4.00	2.33	4.00	18.33	30.22	0.00	13.67	7.00	0.00	0.33	196.94
Fairbanks Borough	53	M	Arctic Light Elementary School Exterior Renovation	27.00	14.25	0.00	0.00	0.00	3.06	0.00	0.00	0.00	0.00	30.00	2.00	4.00	4.00	2.33	4.00	0.00	25.25	0.00	12.00	6.00	0.00	13.67	147.56
Fairbanks Borough	58	M	Tanana Middle School Classroom Upgrades	24.00	30.00	0.00	0.00	0.00	3.06	0.00	0.00	0.00	8.00	30.00	2.00	4.00	4.00	2.33	4.00	0.00	15.19	0.00	11.00	0.00	0.00	0.67	138.25
Fairbanks Borough	64	M	Weller Elementary School Classroom Upgrades	15.00	30.00	0.00	0.00	0.00	3.06	0.00	0.00	0.00	8.00	30.00	2.00	4.00	4.00	2.33	4.00	0.00	13.42	0.00	12.67	0.00	0.00	3.00	131.48
Fairbanks Borough	67	M	Howard Luke High School Exterior Renovation	12.00	21.25	0.00	0.00	0.00	3.06	0.00	0.00	0.00	0.00	30.00	2.00	4.00	4.00	2.33	4.00	0.00	21.95	0.00	12.67	6.00	0.00	5.00	128.26
Fairbanks Borough	68	M	Pearl Creek Elementary School Classroom Upgrades	18.00	30.00	0.00	0.00	0.00	3.06	0.00	0.00	0.00	0.00	30.00	2.00	4.00	4.00	2.33	4.00	0.00	13.87	0.00	12.67	0.00	0.00	4.00	127.93
Fairbanks Borough	70	M	Woodriver Elementary School Mechanical Renovation	9.00	30.00	0.00	0.00	0.00	3.06	0.00	0.00	0.00	0.00	30.00	2.00	4.00	4.00	2.33	4.00	0.00	18.94	0.00	13.00	2.33	0.00	3.33	126.00
Fairbanks Borough	77	M	Anderson Crawford Elementary School Exterior Renovation	21.00	10.25	0.00	0.00	0.00	3.06	0.00	0.00	0.00	0.00	30.00	2.00	4.00	4.00	2.33	4.00	0.00	10.86	0.00	12.67	6.00	0.00	5.00	115.17
Haines Borough	27	M	Haines High School Locker Room Renovation	27.00	30.00	0.00	10.00	0.00	1.34	0.00	0.00	0.00	3.00	30.00	2.33	2.33	2.33	1.00	1.67	0.00	24.65	1.00	16.67	6.33	0.00	7.33	167.00
Haines Borough	29	M	Haines High School Roof Replacement	30.00	30.00	0.00	10.00	0.00	1.34	0.00	0.00	0.00	3.00	30.00	2.33	2.33	2.33	1.00	1.67	0.00	6.00	1.33	28.00	6.67	0.00	9.00	165.01
Hoonah City	43	M	Hoonah School Generator Replacement	30.00	30.00	0.00	10.00	0.00	1.32	0.00	0.00	0.00	0.00	30.00	4.00	3.00	2.67	2.00	2.00	0.00	13.33	1.00	13.67	3.00	0.00	7.67	153.65

**Alaska Department of Education and Early Development  
FY2026 Capital Improvement Projects  
School Construction and Major Maintenance by Districts**

**Total Points - Formula-Driven and Evaluative  
Initial List**

School District	Nov 5 Rank	MM/SC	Project Name	School Dist Rank	Weight Avg Age	Prev. 14.11 Fund	Plan and Design	Prior Design Use	Avg Expend Maint	Un-Housed Today	Un-Housed 7 Years	Type of Space	Cond Survey	O&M Rpts	Maint Mgt	Energy Mgt	Cusd Pgm	Maint Train	Capital Plan	Emergency	Life/Safety and Code Conditions	Existing Space	Cost Estimate	Proj vs Oper Cost	Alter-natives	Options	Total Project Points
Iditarod Area	2	M	Blackwell K-12 School Renovation, Anvik, Supplemental	30.00	30.00	0.00	25.00	0.00	2.29	0.00	0.00	0.00	10.00	30.00	2.33	2.00	1.67	1.00	2.00	23.67	50.00	3.67	28.00	4.67	0.00	7.00	253.29
Iditarod Area	61	M	McGrath School Roof Replacement	27.00	30.00	0.00	0.00	0.00	2.29	0.00	0.00	0.00	0.00	30.00	2.33	2.00	1.67	1.00	2.00	4.33	8.67	2.00	11.67	4.67	0.00	5.00	134.63
Juneau Borough	69	M	Dzantik'I Heeni Middle School Roof Replacement	30.00	11.00	0.00	10.00	0.00	2.23	0.00	0.00	0.00	8.00	25.00	2.33	2.00	2.33	2.33	3.00	0.00	8.00	0.00	11.00	3.00	0.00	6.00	126.23
Juneau Borough	76	M	Riverbend Elementary School Roof Replacement	27.00	8.75	0.00	10.00	0.00	2.23	0.00	0.00	0.00	3.00	25.00	2.33	2.00	2.33	2.33	3.00	0.00	8.00	0.00	11.00	3.00	0.00	7.33	117.31
Kake City	24	M	Kake Career and Technical Education Building Rehabilitation	30.00	30.00	0.00	0.00	0.00	1.44	0.00	0.00	0.00	0.00	30.00	2.00	2.00	3.00	2.00	2.00	0.00	37.67	7.00	13.33	3.00	0.00	6.33	169.78
Kake City	72	M	Kake High School Plumbing Replacement	27.00	30.00	0.00	0.00	0.00	1.39	0.00	0.00	0.00	0.00	30.00	2.00	1.33	2.67	2.00	2.33	0.00	0.00	0.33	12.67	2.33	0.00	9.67	123.72
Kashunamiut	23	M	Chevak K-12 School Campus Renovation	30.00	5.00	0.00	20.00	0.00	2.25	0.00	0.00	0.00	10.00	30.00	3.00	2.00	3.00	2.33	2.00	0.00	14.70	7.00	20.33	3.33	0.00	15.33	170.28
Kenai Peninsula Bor	9	C	Kenai Middle School Security and Kitchen Remodel	24.00	30.00	0.00	10.00	0.00	2.71	0.00	0.00	0.00	0.00	30.00	4.00	2.00	5.00	2.00	4.00	0.00	3.00	5.00	16.00	6.33	0.00	8.00	152.04
Kenai Peninsula Bor	4	M	Soldotna High School Exterior Repair	27.00	30.00	0.00	25.00	0.00	2.71	0.00	0.00	0.00	10.00	30.00	4.00	2.00	5.00	2.00	4.00	0.00	19.72	0.33	28.00	7.00	0.00	17.33	214.09
Kenai Peninsula Bor	14	M	West Homer Elementary School North Wall Improvement	30.00	11.00	0.00	25.00	0.00	2.71	0.00	0.00	0.00	10.00	30.00	4.00	2.00	5.00	2.00	4.00	0.00	12.00	0.33	29.00	6.00	0.00	8.67	181.71
Ketchikan Borough	10	M	Schoenbar Middle School Drainage and Gym Floor Replacement	27.00	30.00	0.00	25.00	0.00	2.14	0.00	0.00	0.00	10.00	30.00	2.00	1.00	1.00	1.33	2.00	0.00	12.00	3.67	28.00	4.67	0.00	6.67	186.47
Ketchikan Borough	49	M	Valley Park and Pt. Higgins Elementary Schools Playground Upgrades	24.00	30.00	0.00	10.00	0.00	2.14	0.00	0.00	0.00	10.00	30.00	2.00	1.00	1.00	1.33	2.00	0.00	12.00	3.33	14.33	2.33	0.00	4.33	149.81
Ketchikan Borough	57	M	Districtwide School Security Upgrades	30.00	30.00	0.00	20.00	0.00	2.14	0.00	0.00	0.00	0.00	30.00	2.00	1.00	1.00	1.33	2.00	0.00	0.00	0.33	14.00	3.33	0.00	3.67	140.81
Ketchikan Borough	62	M	Information and Alert System Replacement, 4 Sites	21.00	30.00	0.00	10.00	0.00	2.14	0.00	0.00	0.00	0.00	30.00	2.00	1.00	1.00	1.33	2.00	0.00	9.33	1.33	14.33	2.33	0.00	5.00	132.81
Klawock City	32	M	Klawock School Gymnasium Roof Replacement	30.00	30.00	0.00	20.00	0.00	1.69	0.00	0.00	0.00	10.00	20.00	2.00	1.00	2.00	1.00	1.00	0.00	20.00	3.67	12.67	2.67	0.00	6.67	164.36
Kodiak Island Borou	34	M	Main Elementary School Roof Replacement	27.00	30.00	0.00	25.00	0.00	2.33	0.00	0.00	0.00	10.00	30.00	1.00	1.00	1.00	1.00	0.67	0.00	21.33	1.33	12.00	0.00	0.00	0.00	163.66
Kodiak Island Borou	35	M	Chiniak K-12 School Water Code Compliance and Upgrade	30.00	30.00	0.00	10.00	0.00	2.33	0.00	0.00	0.00	10.00	30.00	1.00	1.00	1.00	1.00	0.67	3.33	19.00	0.00	12.67	0.00	2.00	9.33	163.33
Kuspuk	19	M	Bob R. McHenry District Office Energy Upgrades	30.00	24.75	0.00	0.00	0.00	1.51	0.00	0.00	0.00	0.00	30.00	3.67	2.00	3.00	3.67	1.67	0.00	47.00	5.00	15.33	7.00	0.00	4.33	178.93
Lake & Peninsula Bc	9	M	Fire Suppression System Upgrades, 4 Sites	30.00	26.17	0.00	0.00	0.00	1.44	0.00	0.00	0.00	10.00	30.00	2.67	2.00	3.00	2.00	2.33	25.00	30.61	3.33	15.00	0.33	0.00	7.67	191.55
Lower Kuskokwim	1	C	William N. Miller K-12 School Replacement, Demolition, Napakiak, Supplemental	30.00	30.00	15.00	0.00	0.00	3.15	50.00	30.00	22.44	10.00	30.00	4.00	1.00	3.00	2.00	4.00	50.00	5.54	35.00	5.33	4.33	0.00	5.00	339.80
Lower Kuskokwim	2	C	Newtok K-12 School Relocation/Replacement, Wastewater, Mertarvik, Supplemental	27.00	0.00	0.00	25.00	0.00	3.15	50.00	30.00	10.00	10.00	30.00	4.00	1.00	3.00	2.00	4.00	35.00	49.00	30.00	13.33	6.00	0.00	5.00	337.48
Lower Kuskokwim	4	C	Nelson Island School Replacement, Toksook Bay	24.00	30.00	30.00	10.00	0.00	3.10	13.95	8.37	21.25	10.00	30.00	4.00	2.00	3.00	2.00	2.67	10.00	50.00	15.00	16.00	0.00	1.00	21.00	307.34
Lower Kuskokwim	6	C	Anna Tobeluk Memorial K-12 School Renovation/Addition, Nunapitchuk	21.00	28.95	0.00	10.00	0.00	3.10	23.35	14.01	21.89	10.00	30.00	4.00	2.00	3.00	2.00	2.67	0.00	12.58	20.00	14.00	3.33	3.00	11.00	239.88
Lower Kuskokwim	13	C	Bethel Regional Campus Transportation and Drainage Upgrades	18.00	30.00	0.00	10.00	0.00	3.10	0.00	0.00	0.00	3.00	30.00	4.00	2.00	3.00	2.00	2.67	0.00	7.39	0.00	15.00	2.00	3.00	3.00	138.15
Lower Kuskokwim	15	C	Water Storage and Treatment, Kongiganak	6.00	2.00	0.00	20.00	0.00	3.15	0.00	0.00	0.00	3.00	30.00	4.00	1.00	3.00	2.00	4.00	0.00	23.00	1.67	16.33	4.33	0.00	7.00	130.48
Lower Kuskokwim	44	M	Akiuk Memorial K-12 School Renovation, Kasigluk-Akiuk	15.00	13.67	0.00	10.00	0.00	3.10	0.00	0.00	0.00	10.00	30.00	4.00	2.00	3.00	2.00	2.67	0.00	32.85	2.67	14.00	2.67	0.00	5.33	152.95
Lower Kuskokwim	54	M	Gladys Jung Elementary School Heating Mains Replacement	9.00	2.80	0.00	25.00	0.00	3.30	0.00	0.00	0.00	3.00	30.00	4.00	2.00	2.33	2.00	2.00	5.00	17.64	0.00	29.00	2.33	0.00	7.67	147.07
Lower Kuskokwim	83	M	Districtwide Fuel Tank Removal and Replacement	12.00	12.08	0.00	0.00	0.00	3.15	0.00	0.00	0.00	0.00	30.00	4.00	1.00	3.00	2.00	4.00	0.00	5.00	0.00	9.00	5.00	0.00	6.67	96.89
Lower Yukon	28	M	Marshall K-12 School Emergency Tank Farm	27.00	0.50	0.00	25.00	0.00	2.18	0.00	0.00	0.00	10.00	30.00	3.67	2.00	2.33	3.67	2.00	6.67	9.61	0.00	28.00	4.33	1.33	7.67	165.96

**Alaska Department of Education and Early Development  
FY2026 Capital Improvement Projects  
School Construction and Major Maintenance by Districts**

**Total Points - Formula-Driven and Evaluative  
Initial List**

School District	Nov 5 Rank	MM/SC	Project Name	School Dist Rank	Weight Avg Age	Prev. 14.11 Fund	Plan and Design	Prior Design Use	Avg Expend Maint	Un-Housed Today	Un-Housed 7 Years	Type of Space	Cond Survey	O&M Rpts	Maint Mgt	Energy Mgt	Cusd Pgm	Maint Train	Capital Plan	Emergency	Life/Safety and Code Conditions	Existing Space	Cost Estimate	Proj vs Oper Cost	Alter-natives	Options	Total Project Points
Lower Yukon	36	M	LYSD Central Office Renovation	18.00	30.00	0.00	0.00	0.00	2.27	0.00	0.00	0.00	0.00	30.00	3.00	2.33	2.67	2.00	2.00	0.00	42.66	3.00	13.33	5.00	0.00	7.00	163.26
Lower Yukon	39	M	Hooper Bay Elementary Emergency Tank Farm Pad Repair	30.00	4.00	0.00	10.00	0.00	2.49	0.00	0.00	0.00	8.00	30.00	4.00	2.33	3.00	2.33	1.67	20.00	3.69	0.00	27.00	4.67	0.00	6.00	159.17
Lower Yukon	79	M	Kotlik and Pilot Station K-12 Schools Renewal and Repair	24.00	6.50	0.00	0.00	0.00	2.49	0.00	0.00	0.00	0.00	30.00	4.00	2.33	2.67	2.33	1.67	0.00	5.68	3.00	14.67	4.00	0.00	6.00	109.34
Lower Yukon	81	M	Sheldon Point K-12 School Exterior Repairs, Nunam Iqua	21.00	3.00	0.00	0.00	0.00	2.49	0.00	0.00	0.00	5.00	30.00	4.00	2.33	3.00	2.33	1.67	0.00	2.00	0.00	14.67	5.00	0.00	6.00	102.49
Mat-Su Borough	52	M	Elevator Code and Compliance Upgrades, 6 Sites	30.00	30.00	0.00	10.00	0.00	2.37	0.00	0.00	0.00	10.00	30.00	2.00	1.00	3.00	2.00	2.00	0.00	10.33	0.00	12.00	3.67	0.00	0.00	148.37
Mat-Su Borough	66	M	Colony and Wasilla Middle Schools Partial Roof Replacement	15.00	20.55	0.00	0.00	0.00	2.37	0.00	0.00	0.00	8.00	30.00	2.00	1.00	3.00	2.00	2.00	0.00	25.00	0.00	14.67	3.33	0.00	0.00	128.92
Mat-Su Borough	71	M	HVAC Control Upgrades, 5 Sites	21.00	29.82	0.00	0.00	0.00	2.37	0.00	0.00	0.00	0.00	30.00	2.00	1.00	3.00	2.00	2.00	0.00	8.00	0.00	14.67	4.00	0.00	5.00	124.85
Mat-Su Borough	73	M	Districtwide Boiler Replacement, 9 Sites	27.00	30.00	0.00	0.00	0.00	2.37	0.00	0.00	0.00	0.00	30.00	2.00	1.00	3.00	2.00	2.00	0.00	7.00	0.00	13.00	3.00	0.00	0.00	122.37
Mat-Su Borough	75	M	Swanson Elementary School Seismic Upgrades	24.00	30.00	0.00	0.00	0.00	2.37	0.00	0.00	0.00	8.00	30.00	2.00	1.00	3.00	2.00	2.00	0.00	6.00	0.00	5.00	1.67	0.00	0.67	117.70
Mat-Su Borough	78	M	Colony High School Generator Replacement	18.00	30.00	0.00	0.00	0.00	2.37	0.00	0.00	0.00	0.00	30.00	2.00	1.00	3.00	2.00	2.00	0.00	2.67	0.00	14.67	0.00	0.00	3.67	111.37
Nenana City	11	M	Nenana School Boiler Replacement	30.00	30.00	0.00	20.00	0.00	4.26	0.00	0.00	0.00	5.00	30.00	2.00	2.00	3.00	2.00	2.00	0.00	15.00	2.00	16.33	12.67	0.00	10.00	186.26
Nenana City	42	M	Nenana School Fire Suppression System Replacement	27.00	30.00	0.00	0.00	0.00	4.26	0.00	0.00	0.00	5.00	30.00	2.00	2.00	3.00	2.00	2.00	13.33	5.00	0.33	14.67	5.00	0.00	10.00	155.59
Northwest Arctic Bor	3	C	Deering K-12 School Replacement	27.00	25.81	0.00	20.00	0.00	2.62	11.39	19.03	23.48	10.00	30.00	4.00	2.00	2.00	2.00	4.00	25.00	50.00	26.33	21.33	11.00	5.00	6.67	328.67
Northwest Arctic Bor	3	M	Districtwide Fire Systems Replacement, 6 Sites	30.00	24.92	0.00	10.00	0.00	2.62	0.00	0.00	0.00	10.00	30.00	4.00	2.00	2.00	2.00	4.00	20.00	46.00	1.67	14.67	8.33	0.00	16.00	228.21
Northwest Arctic Bor	31	M	Buckland K-12 School Boiler Replacement	24.00	11.90	0.00	25.00	0.00	2.62	0.00	0.00	0.00	0.00	30.00	4.00	2.00	2.00	2.00	4.00	0.00	15.50	0.33	27.33	13.67	0.00	0.00	164.36
Petersburg Borough	46	M	Petersburg High/Middle School Security and Access Renovation	30.00	30.00	0.00	10.00	0.00	1.03	0.00	0.00	0.00	0.00	30.00	2.67	3.00	2.00	1.00	1.00	0.00	13.00	1.67	17.00	3.67	0.00	5.33	151.36
Petersburg Borough	55	M	Petersburg Gym Sewer Line Repair	27.00	6.53	0.00	25.00	0.00	1.04	0.00	0.00	0.00	0.00	30.00	2.00	2.00	2.00	1.00	1.00	0.00	12.00	0.00	27.67	3.67	0.00	5.33	146.24
Pribilof Island	6	M	St. Paul K-12 School HVAC System Upgrades	30.00	30.00	0.00	10.00	0.00	2.18	0.00	0.00	0.00	5.00	30.00	2.00	3.00	3.00	2.00	2.00	0.00	45.33	5.00	17.00	10.00	0.00	5.00	201.52
Saint Marys City	60	M	St. Mary's Campus Renewal and Repairs	30.00	30.00	0.00	10.00	0.00	1.19	0.00	0.00	0.00	0.00	30.00	4.00	2.00	3.00	3.00	2.00	0.00	2.00	0.00	12.00	0.33	0.00	6.67	136.19
Southeast Island	21	M	Thorne Bay K-12 School Mechanical Control Upgrades	30.00	16.99	0.00	10.00	0.00	2.20	0.00	0.00	0.00	10.00	30.00	2.67	3.00	3.00	2.00	2.00	6.00	23.00	0.00	16.33	8.67	0.00	6.00	171.86
Southeast Island	25	M	Barry Craig Stewart Kasaan and Whale Pass Schools Renovation	21.00	26.55	0.00	0.00	0.00	2.13	0.00	0.00	0.00	0.00	30.00	4.00	4.00	3.00	2.00	2.00	0.00	50.00	4.00	12.00	6.00	0.00	2.00	168.68
Southeast Island	37	M	Thorne Bay K-12 School Fire Suppression System	27.00	16.99	0.00	10.00	0.00	2.20	0.00	0.00	0.00	10.00	30.00	2.67	3.00	3.00	2.00	2.00	14.33	8.67	0.00	16.33	5.00	0.00	9.67	162.86
Southeast Island	59	M	Port Alexander K-12 School Upgrades	18.00	30.00	0.00	0.00	0.00	2.13	0.00	0.00	0.00	0.00	30.00	4.00	4.00	3.00	2.00	2.00	5.00	18.00	0.00	12.00	5.00	0.00	2.33	137.47
Southeast Island	65	M	Thorne Bay K-12 School Flooring Replacement	12.00	11.42	0.00	25.00	0.00	3.01	0.00	0.00	0.00	0.00	30.00	1.67	3.00	2.00	2.00	2.00	0.00	4.00	0.00	21.67	3.33	0.00	8.67	129.77
Southeast Island	74	M	Thorne Bay K-12 School Underground Storage Tank Replacement	24.00	16.99	0.00	10.00	0.00	2.20	0.00	0.00	0.00	0.00	30.00	2.67	3.00	3.00	2.00	2.00	0.00	3.00	0.00	14.00	1.00	0.00	6.67	120.53
Southeast Island	80	M	Thorne Bay K-12 School Roof Replacement	15.00	18.74	0.00	0.00	0.00	2.13	0.00	0.00	0.00	0.00	30.00	4.00	4.00	3.00	2.00	2.00	0.00	6.00	5.00	5.00	5.00	0.00	2.33	104.21
Southwest Region	41	M	Twin Hills K-12 School Renovation	30.00	30.00	0.00	0.00	0.00	1.39	0.00	0.00	0.00	8.00	15.00	1.00	1.00	1.00	2.67	2.33	0.00	41.67	0.00	14.00	5.00	0.00	3.33	156.39
Southwest Region	48	M	Ekwok K-12 School Renovation	27.00	30.00	0.00	0.00	0.00	1.39	0.00	0.00	0.00	5.00	15.00	1.00	1.00	1.00	2.67	2.33	8.33	27.33	5.00	15.67	5.00	0.00	3.33	151.06
Southwest Region	82	M	Aleknagik K-12 School Renovation	24.00	30.00	0.00	0.00	0.00	1.39	0.00	0.00	0.00	0.00	15.00	1.00	1.00	1.00	2.67	2.33	0.00	10.00	0.00	1.00	5.00	0.00	3.33	97.73
Valdez City	16	M	Herman Hutchens Elementary School Exterior Renovation	30.00	30.00	0.00	25.00	0.00	1.26	0.00	0.00	0.00	10.00	25.00	2.00	0.67	3.00	2.00	2.67	0.00	20.31	1.67	27.00	0.00	0.00	0.00	180.58
Valdez City	50	M	Herman Hutchens Elementary School Floor Replacement	27.00	30.00	0.00	25.00	0.00	1.26	0.00	0.00	0.00	0.00	25.00	2.00	0.67	3.00	2.00	2.67	0.00	4.00	0.00	27.00	0.00	0.00	0.00	149.60

**Alaska Department of Education and Early Development  
 FY2026 Capital Improvement Projects  
 School Construction and Major Maintenance by Districts**

**Total Points - Formula-Driven and Evaluative  
 Initial List**

School District	Nov 5 Rank	MM/SC	Project Name	School Dist Rank	Weight Avg Age	Prev. 14.11 Fund	Plan and Design	Prior Design Use	Avg Expend Maint	Un-Housed Today	Un-Housed 7 Years	Type of Space	Cond Survey	O&M Rpts	Maint Mgt	Energy Mgt	Cusd Pgm	Maint Train	Capital Plan	Emergency	Life/Safety and Code Conditions	Existing Space	Cost Estimate	Proj vs Oper Cost	Alternatives	Options	Total Project Points
Yukon Flats	51	M	Tsuk Taih K-12 School Renovation, Chalkyitsik	30.00	23.00	0.00	0.00	0.00	2.78	0.00	0.00	0.00	5.00	30.00	1.67	1.00	1.67	1.33	1.00	0.00	25.79	1.67	12.00	7.00	0.00	5.00	148.91
Yukon-Koyukuk	8	C	Tanana K-12 School Playground Replacement	24.00	30.00	0.00	20.00	0.00	2.86	0.00	0.00	0.00	10.00	30.00	5.00	5.00	3.00	2.00	5.00	0.00	17.00	5.00	15.00	1.33	0.00	5.00	180.20
Yukon-Koyukuk	1	M	Koyukuk K-8 School Boiler Replacement	30.00	28.28	0.00	25.00	0.00	2.86	0.00	0.00	0.00	10.00	30.00	5.00	5.00	3.00	2.00	5.00	25.00	14.83	4.67	26.33	20.00	0.00	20.33	257.31
Yukon-Koyukuk	38	M	Kaltag K-12 School Kitchen Upgrade	21.00	30.00	0.00	10.00	0.00	2.86	0.00	0.00	0.00	10.00	30.00	5.00	5.00	3.00	2.00	5.00	0.00	10.09	3.33	15.00	1.00	0.00	6.67	159.95
Yukon-Koyukuk	40	M	Roof Replacement, 3 Sites	27.00	30.00	0.00	0.00	0.00	2.86	0.00	0.00	0.00	10.00	30.00	5.00	5.00	3.00	2.00	5.00	1.67	5.67	0.00	13.00	2.67	0.00	13.67	156.53
Yupiit	56	M	Tuluksak K-12 School Fuel Tank Replacement	30.00	12.50	0.00	10.00	0.00	2.12	0.00	0.00	0.00	3.00	30.00	2.00	2.00	3.00	2.00	3.00	15.00	5.00	0.00	15.00	0.00	0.00	9.33	143.95
Yupiit	63	M	Akiak K-12 School Fire Alarm System Replacement	27.00	4.50	0.00	25.00	0.00	2.12	0.00	0.00	0.00	0.00	30.00	2.00	2.00	3.00	2.00	3.00	3.33	2.00	0.67	20.00	0.33	0.00	5.00	131.95

**Alaska Department of Education and Early Development  
 FY2026 Capital Improvement Projects  
 School Construction Grant Fund  
 Total Points - Formula Driven and Evaluative  
 Initial List**

Nov 5 Rank	School District	Project Name	School Dist Rank	Weight Avg Age	Prev. 14.11 Fund	Plan and Design	Prior Design Use	Avg Expend Maint	Un-Housed Today	Un-Housed 7 Years	Type of Space	Cond Survey	O&M Rpts	Maint Mgt	Energy Mgt	Cusd Pgm	Maint Train	Capital Plan	Emer-gency	Life/Safety and Code Conditions	Exist-ing Space	Cost Esti-mate	Proj vs Oper Cost	Altern at-ives	Options	Total Project Points
1	Lower Kuskokwim	William N. Miller K-12 School Replacement, Demolition, Napakiak, Supplemental	30.00	30.00	15.00	0.00	0.00	3.15	50.00	30.00	22.44	10.00	30.00	4.00	1.00	3.00	2.00	4.00	50.00	5.54	35.00	5.33	4.33	0.00	5.00	339.80
2	Lower Kuskokwim	Newtok K-12 School Relocation/Replacement, Wastewater, Mertarvik, Supplemental	27.00	0.00	0.00	25.00	0.00	3.15	50.00	30.00	10.00	10.00	30.00	4.00	1.00	3.00	2.00	4.00	35.00	49.00	30.00	13.33	6.00	0.00	5.00	337.48
3	Northwest Arctic Bor	Deering K-12 School Replacement	27.00	25.81	0.00	20.00	0.00	2.62	11.39	19.03	23.48	10.00	30.00	4.00	2.00	2.00	2.00	4.00	25.00	50.00	26.33	21.33	11.00	5.00	6.67	328.67
4	Lower Kuskokwim	Nelson Island School Replacement, Toksook Bay	24.00	30.00	30.00	10.00	0.00	3.10	13.95	8.37	21.25	10.00	30.00	4.00	2.00	3.00	2.00	2.67	10.00	50.00	15.00	16.00	0.00	1.00	21.00	307.34
5	Bering Strait	Stebbins K-12 School Replacement	30.00	0.00	0.00	0.00	0.00	2.27	50.00	30.00	27.78	0.00	25.00	1.67	1.00	2.67	1.00	0.67	50.00	0.00	40.00	4.33	0.00	0.00	0.00	266.39
6	Lower Kuskokwim	Anna Tobeluk Memorial K-12 School Renovation/Addition, Nunapitchuk	21.00	28.95	0.00	10.00	0.00	3.10	23.35	14.01	21.89	10.00	30.00	4.00	2.00	3.00	2.00	2.67	0.00	12.58	20.00	14.00	3.33	3.00	11.00	239.88
7	Bering Strait	Brevig Mission K-12 School Renovation/Addition	27.00	15.33	0.00	20.00	0.00	2.24	11.45	18.76	20.38	8.00	0.00	1.67	1.00	3.00	1.00	1.00	0.00	39.48	15.33	19.00	0.00	1.00	5.00	210.63
8	Yukon-Koyukuk	Tanana K-12 School Playground Replacement	24.00	30.00	0.00	20.00	0.00	2.86	0.00	0.00	0.00	10.00	30.00	5.00	5.00	3.00	2.00	5.00	0.00	17.00	5.00	15.00	1.33	0.00	5.00	180.20
9	Kenai Peninsula Bor	Kenai Middle School Security and Kitchen Remodel	24.00	30.00	0.00	10.00	0.00	2.71	0.00	0.00	0.00	0.00	30.00	4.00	2.00	5.00	2.00	4.00	0.00	3.00	5.00	16.00	6.33	0.00	8.00	152.04
10	Anchorage	Kincaid Elementary School Site Improvements	0.00	10.25	0.00	25.00	0.00	4.53	0.00	0.00	0.00	10.00	30.00	4.00	2.00	3.33	3.00	2.00	0.00	9.92	0.33	25.67	8.00	1.00	11.67	150.70
11	Anchorage	Secure Vestibules, Group 3, 5 Sites	0.00	30.00	0.00	25.00	0.00	4.61	0.00	0.00	0.00	0.00	30.00	4.00	2.33	2.67	3.00	2.67	0.00	0.00	6.00	26.33	1.00	3.00	5.67	146.27
12	Anchorage	Secure Vestibules, Group 2, 3 Sites	0.00	24.68	0.00	25.00	0.00	4.61	0.00	0.00	0.00	0.00	30.00	4.00	2.33	2.67	3.00	2.67	0.00	0.00	6.00	25.67	1.00	3.00	5.67	140.29
13	Lower Kuskokwim	Bethel Regional Campus Transportation and Drainage Upgrades	18.00	30.00	0.00	10.00	0.00	3.10	0.00	0.00	0.00	3.00	30.00	4.00	2.00	3.00	2.00	2.67	0.00	7.39	0.00	15.00	2.00	3.00	3.00	138.15
14	Anchorage	Secure Vestibules, Group 4 North, 4 Sites	0.00	27.35	0.00	20.00	0.00	4.53	0.00	0.00	0.00	0.00	30.00	4.00	2.00	3.33	3.00	2.00	0.00	0.00	5.33	27.00	0.33	0.00	5.00	133.88
15	Lower Kuskokwim	Water Storage and Treatment, Kongiganak	6.00	2.00	0.00	20.00	0.00	3.15	0.00	0.00	0.00	3.00	30.00	4.00	1.00	3.00	2.00	4.00	0.00	23.00	1.67	16.33	4.33	0.00	7.00	130.48
16	Anchorage	Secure Vestibules, Group 1, 3 Sites	0.00	11.43	0.00	25.00	0.00	4.61	0.00	0.00	0.00	0.00	30.00	4.00	2.33	2.67	3.00	2.67	0.00	0.00	6.00	27.00	1.00	3.00	5.67	128.37
17	Anchorage	Secure Vestibules, Group 4 South, 4 Sites	0.00	19.46	0.00	20.00	0.00	4.53	0.00	0.00	0.00	0.00	30.00	4.00	2.00	3.33	3.00	2.00	0.00	0.00	5.33	26.33	0.33	0.00	5.00	125.32
18	Fairbanks Borough	West Valley High School Auditorium Upgrade	6.00	8.00	0.00	0.00	0.00	3.06	0.00	0.00	0.00	8.00	30.00	2.00	4.00	4.00	2.33	4.00	0.00	0.00	0.00	12.00	0.00	0.00	0.00	83.39



**Alaska Department of Education and Early Development  
 FY2026 Capital Improvement Projects  
 Major Maintenance Grant Fund  
 Total Points - Formula Driven and Evaluative  
 Initial List**

Nov 5 Rank	School District	Project Name	School Dist Rank	Weight Avg Age	Prev. 14.11 Fund	Plan and Design	Prior Design Use	Avg Expend Maint	Un-Housed Today	Un-Housed 7 Years	Type of Space	Cond Survey	O&M Rpts	Maint Mgt	Energy Mgt	Cusd Pgm	Maint Train	Capital Plan	Emer-gency	Life/Safety and Code Conditions	Exist-ing Space	Cost Esti-mate	Proj vs Oper Cost	Altern at-ives	Options	Total Project Points
1	Yukon-Koyukuk	Koyukuk K-8 School Boiler Replacement	30.00	28.28	0.00	25.00	0.00	2.86	0.00	0.00	0.00	10.00	30.00	5.00	5.00	3.00	2.00	5.00	25.00	14.83	4.67	26.33	20.00	0.00	20.33	257.31
2	Iditarod Area	Blackwell K-12 School Renovation, Anvik, Supplemental	30.00	30.00	0.00	25.00	0.00	2.29	0.00	0.00	0.00	10.00	30.00	2.33	2.00	1.67	1.00	2.00	23.67	50.00	3.67	28.00	4.67	0.00	7.00	253.29
3	Northwest Arctic Borough	Districtwide Fire Systems Replacement, 6 Sites	30.00	24.92	0.00	10.00	0.00	2.62	0.00	0.00	0.00	10.00	30.00	4.00	2.00	2.00	2.00	4.00	20.00	46.00	1.67	14.67	8.33	0.00	16.00	228.21
4	Kenai Peninsula Borough	Soldotna High School Exterior Repair	27.00	30.00	0.00	25.00	0.00	2.71	0.00	0.00	0.00	10.00	30.00	4.00	2.00	5.00	2.00	4.00	0.00	19.72	0.33	28.00	7.00	0.00	17.33	214.09
5	Anchorage	King Tech High School Roof Replacement	30.00	30.00	0.00	25.00	0.00	4.63	0.00	0.00	0.00	10.00	30.00	4.00	2.33	2.00	3.00	4.00	0.00	21.35	1.67	27.33	1.67	0.00	5.00	201.98
6	Pribilof Island	St. Paul K-12 School HVAC System Upgrades	30.00	30.00	0.00	10.00	0.00	2.18	0.00	0.00	0.00	5.00	30.00	2.00	3.00	3.00	2.00	2.00	0.00	45.33	5.00	17.00	10.00	0.00	5.00	201.52
7	Fairbanks Borough	North Pole High School Mechanical and Electrical Upgrades	30.00	30.00	0.00	10.00	0.00	3.06	0.00	0.00	0.00	8.00	30.00	2.00	4.00	4.00	2.33	4.00	18.33	30.22	0.00	13.67	7.00	0.00	0.33	196.94
8	Anchorage	Service High School Health and Safety Improvements	27.00	30.00	0.00	25.00	0.00	4.63	0.00	0.00	0.00	5.00	30.00	4.00	2.33	2.00	3.00	4.00	0.00	20.20	2.67	27.00	2.33	0.00	5.33	194.50
9	Lake & Peninsula Borough	Fire Suppression System Upgrades, 4 Sites	30.00	26.17	0.00	0.00	0.00	1.44	0.00	0.00	0.00	10.00	30.00	2.67	2.00	3.00	2.00	2.33	25.00	30.61	3.33	15.00	0.33	0.00	7.67	191.55
10	Ketchikan Borough	Schoenbar Middle School Drainage and Gym Floor Replacement	27.00	30.00	0.00	25.00	0.00	2.14	0.00	0.00	0.00	10.00	30.00	2.00	1.00	1.00	1.33	2.00	0.00	12.00	3.67	28.00	4.67	0.00	6.67	186.47
11	Nenana City	Nenana School Boiler Replacement	30.00	30.00	0.00	20.00	0.00	4.26	0.00	0.00	0.00	5.00	30.00	2.00	2.00	3.00	2.00	2.00	0.00	15.00	2.00	16.33	12.67	0.00	10.00	186.26
12	Anchorage	East High School Safety Upgrades	9.00	30.00	0.00	25.00	0.00	4.56	0.00	0.00	0.00	10.00	30.00	5.00	2.00	3.00	3.00	4.00	0.00	13.29	0.00	27.00	0.33	0.00	20.00	186.18
13	Anchorage	Mears Middle School Heating Upgrades	24.00	26.50	0.00	25.00	0.00	4.53	0.00	0.00	0.00	10.00	30.00	4.00	2.00	3.33	3.00	2.00	0.00	11.00	3.33	27.67	6.33	0.00	2.00	184.69
14	Kenai Peninsula Borough	West Homer Elementary School North Wall Improvement	30.00	11.00	0.00	25.00	0.00	2.71	0.00	0.00	0.00	10.00	30.00	4.00	2.00	5.00	2.00	4.00	0.00	12.00	0.33	29.00	6.00	0.00	8.67	181.71
15	Denali Borough	Tri-Valley School Septic System Upgrades	30.00	30.00	0.00	10.00	0.00	2.56	0.00	0.00	0.00	8.00	30.00	2.00	2.00	2.00	1.00	3.00	0.00	25.86	4.33	15.00	5.67	0.00	9.33	180.75
16	Valdez City	Herman Hutchens Elementary School Exterior Renovation	30.00	30.00	0.00	25.00	0.00	1.26	0.00	0.00	0.00	10.00	25.00	2.00	0.67	3.00	2.00	2.67	0.00	20.31	1.67	27.00	0.00	0.00	0.00	180.58
17	Anchorage	Mears Middle School Roof Replacement	21.00	24.75	0.00	25.00	0.00	4.61	0.00	0.00	0.00	10.00	30.00	4.00	2.33	2.67	3.00	2.67	0.00	9.54	2.00	27.67	4.67	0.00	6.67	180.56
18	Anchorage	Ptarmigan Elementary School Intercom Replacement	15.00	30.00	0.00	25.00	0.00	4.56	0.00	0.00	0.00	10.00	30.00	5.00	2.00	3.67	3.00	3.67	1.67	8.00	1.67	26.00	5.67	0.00	5.00	179.90
19	Kuspuk	Bob R. McHenry District Office Energy Upgrades	30.00	24.75	0.00	0.00	0.00	1.51	0.00	0.00	0.00	0.00	30.00	3.67	2.00	3.00	3.67	1.67	0.00	47.00	5.00	15.33	7.00	0.00	4.33	178.93
20	Anchorage	Stellar Secondary School Fire Alarm	18.00	30.00	0.00	25.00	0.00	4.61	0.00	0.00	0.00	0.00	30.00	4.00	2.00	3.00	3.00	2.67	0.00	20.00	0.00	26.33	4.67	0.00	0.00	173.27

**Alaska Department of Education and Early Development  
 FY2026 Capital Improvement Projects  
 Major Maintenance Grant Fund  
 Total Points - Formula Driven and Evaluative  
 Initial List**

Nov 5 Rank	School District	Project Name	School Dist Rank	Weight Avg Age	Prev. 14.11 Fund	Plan and Design	Prior Design Use	Avg Expend Maint	Un-Housed Today	Un-Housed 7 Years	Type of Space	Cond Survey	O&M Rpts	Maint Mgt	Energy Mgt	Cusd Pgm	Maint Train	Capital Plan	Emer-gency	Life/Safety and Code Conditions	Exist-ing Space	Cost Esti-mate	Proj vs Oper Cost	Altern at-ives	Options	Total Project Points
21	Southeast Island	Thorne Bay K-12 School Mechanical Control Upgrades	30.00	16.99	0.00	10.00	0.00	2.20	0.00	0.00	0.00	10.00	30.00	2.67	3.00	3.00	2.00	2.00	6.00	23.00	0.00	16.33	8.67	0.00	6.00	171.86
22	Anchorage	Anchorage Warehouse Roof Replacement	6.00	30.00	0.00	25.00	0.00	4.56	0.00	0.00	0.00	10.00	30.00	5.00	2.00	3.00	3.00	4.00	0.00	10.18	1.67	28.00	3.00	0.00	5.00	170.41
23	Kashunamiut	Chevak K-12 School Campus Renovation	30.00	5.00	0.00	20.00	0.00	2.25	0.00	0.00	0.00	10.00	30.00	3.00	2.00	3.00	2.33	2.00	0.00	14.70	7.00	20.33	3.33	0.00	15.33	170.28
24	Kake City	Kake Career and Technical Education Building Rehabilitation	30.00	30.00	0.00	0.00	0.00	1.44	0.00	0.00	0.00	0.00	30.00	2.00	2.00	3.00	2.00	2.00	0.00	37.67	7.00	13.33	3.00	0.00	6.33	169.78
25	Southeast Island	Barry Craig Stewart Kasaan and Whale Pass Schools Renovation	21.00	26.55	0.00	0.00	0.00	2.13	0.00	0.00	0.00	0.00	30.00	4.00	4.00	3.00	2.00	2.00	0.00	50.00	4.00	12.00	6.00	0.00	2.00	168.68
26	Denali Borough	Districtwide Electrical Code Upgrades	27.00	30.00	0.00	10.00	0.00	2.56	0.00	0.00	0.00	8.00	30.00	2.00	2.00	2.00	1.00	3.00	0.00	25.00	0.00	12.67	5.00	0.00	7.00	167.22
27	Haines Borough	Haines High School Locker Room Renovation	27.00	30.00	0.00	10.00	0.00	1.34	0.00	0.00	0.00	3.00	30.00	2.33	2.33	2.33	1.00	1.67	0.00	24.65	1.00	16.67	6.33	0.00	7.33	167.00
28	Lower Yukon	Marshall K-12 School Emergency Tank Farm Repair	27.00	0.50	0.00	25.00	0.00	2.18	0.00	0.00	0.00	10.00	30.00	3.67	2.00	2.33	3.67	2.00	6.67	9.61	0.00	28.00	4.33	1.33	7.67	165.96
29	Haines Borough	Haines High School Roof Replacement	30.00	30.00	0.00	10.00	0.00	1.34	0.00	0.00	0.00	3.00	30.00	2.33	2.33	2.33	1.00	1.67	0.00	6.00	1.33	28.00	6.67	0.00	9.00	165.01
30	Aleutians East Borough	Sand Point K-12 School Pool Major Maintenance	30.00	22.07	0.00	25.00	0.00	1.52	0.00	0.00	0.00	0.00	30.00	4.00	2.33	2.67	3.00	2.67	0.00	0.00	6.00	25.67	1.00	3.00	5.67	164.59
31	Northwest Arctic Borough	Buckland K-12 School Boiler Replacement	24.00	11.90	0.00	25.00	0.00	2.62	0.00	0.00	0.00	0.00	30.00	4.00	2.00	2.00	2.00	4.00	0.00	15.50	0.33	27.33	13.67	0.00	0.00	164.36
32	Klawock City	Klawock School Gymnasium Roof Replacement	30.00	30.00	0.00	20.00	0.00	1.69	0.00	0.00	0.00	10.00	20.00	2.00	1.00	2.00	1.00	1.00	0.00	20.00	3.67	12.67	2.67	0.00	6.67	164.36
33	Anchorage	Kasuun and Kincaid Elementary Schools Roof Replacement	3.00	11.00	0.00	25.00	2.00	4.56	0.00	0.00	0.00	10.00	30.00	5.00	2.00	3.00	3.00	4.00	0.00	10.00	7.67	29.00	4.67	0.00	10.00	163.90
34	Kodiak Island Borough	Main Elementary School Roof Replacement	27.00	30.00	0.00	25.00	0.00	2.33	0.00	0.00	0.00	10.00	30.00	1.00	1.00	1.00	1.00	0.67	0.00	21.33	1.33	12.00	0.00	0.00	0.00	163.66
35	Kodiak Island Borough	Chiniak K-12 School Water Code Compliance and Upgrade	30.00	30.00	0.00	10.00	0.00	2.33	0.00	0.00	0.00	10.00	30.00	1.00	1.00	1.00	1.00	0.67	3.33	19.00	0.00	12.67	0.00	2.00	9.33	163.33
36	Lower Yukon	LYSD Central Office Renovation	18.00	30.00	0.00	0.00	0.00	2.27	0.00	0.00	0.00	0.00	30.00	3.00	2.33	2.67	2.00	2.00	0.00	42.66	3.00	13.33	5.00	0.00	7.00	163.26
37	Southeast Island	Thorne Bay K-12 School Fire Suppression System	27.00	16.99	0.00	10.00	0.00	2.20	0.00	0.00	0.00	10.00	30.00	2.67	3.00	3.00	2.00	2.00	14.33	8.67	0.00	16.33	5.00	0.00	9.67	162.86
38	Yukon-Koyukuk	Kaltag K-12 School Kitchen Upgrade	21.00	30.00	0.00	10.00	0.00	2.86	0.00	0.00	0.00	10.00	30.00	5.00	5.00	3.00	2.00	5.00	0.00	10.09	3.33	15.00	1.00	0.00	6.67	159.95
39	Lower Yukon	Hooper Bay Elementary Emergency Tank Farm Pad Repair	30.00	4.00	0.00	10.00	0.00	2.49	0.00	0.00	0.00	8.00	30.00	4.00	2.33	3.00	2.33	1.67	20.00	3.69	0.00	27.00	4.67	0.00	6.00	159.17
40	Yukon-Koyukuk	Roof Replacement, 3 Sites	27.00	30.00	0.00	0.00	0.00	2.86	0.00	0.00	0.00	10.00	30.00	5.00	5.00	3.00	2.00	5.00	1.67	5.67	0.00	13.00	2.67	0.00	13.67	156.53
41	Southwest Region	Twin Hills K-12 School Renovation	30.00	30.00	0.00	0.00	0.00	1.39	0.00	0.00	0.00	8.00	15.00	1.00	1.00	1.00	2.67	2.33	0.00	41.67	0.00	14.00	5.00	0.00	3.33	156.39
42	Nenana City	Nenana School Fire Suppression System Replacement	27.00	30.00	0.00	0.00	0.00	4.26	0.00	0.00	0.00	5.00	30.00	2.00	2.00	3.00	2.00	2.00	13.33	5.00	0.33	14.67	5.00	0.00	10.00	155.59

**Alaska Department of Education and Early Development  
 FY2026 Capital Improvement Projects  
 Major Maintenance Grant Fund  
 Total Points - Formula Driven and Evaluative  
 Initial List**

Nov 5 Rank	School District	Project Name	School Dist Rank	Weight Avg Age	Prev. 14.11 Fund	Plan and Design	Prior Design Use	Avg Expend Maint	Un-Housed Today	Un-Housed 7 Years	Type of Space	Cond Survey	O&M Rpts	Maint Mgt	Energy Mgt	Cusd Pgm	Maint Train	Capital Plan	Emer-gency	Life/Safety and Code Conditions	Exist-ing Space	Cost Esti-mate	Proj vs Oper Cost	Altern-at-ives	Options	Total Project Points
43	Hoonah City	Hoonah School Generator Replacement	30.00	30.00	0.00	10.00	0.00	1.32	0.00	0.00	0.00	0.00	30.00	4.00	3.00	2.67	2.00	2.00	0.00	13.33	1.00	13.67	3.00	0.00	7.67	153.65
44	Lower Kuskokwim	Akiuk Memorial K-12 School Renovation, Kasigluk-Akiuk	15.00	13.67	0.00	10.00	0.00	3.10	0.00	0.00	0.00	10.00	30.00	4.00	2.00	3.00	2.00	2.67	0.00	32.85	2.67	14.00	2.67	0.00	5.33	152.95
45	Denali Borough	Generator Replacement, 2 Schools	24.00	30.00	0.00	10.00	0.00	2.56	0.00	0.00	0.00	8.00	30.00	2.00	2.00	2.00	1.00	3.00	0.00	10.00	0.00	14.33	3.67	0.00	9.33	151.89
46	Petersburg Borough	Petersburg High/Middle School Security and Access Renovation	30.00	30.00	0.00	10.00	0.00	1.03	0.00	0.00	0.00	0.00	30.00	2.67	3.00	2.00	1.00	1.00	0.00	13.00	1.67	17.00	3.67	0.00	5.33	151.36
47	Anchorage	Bear Valley Elementary School Domestic Water Replacement	12.00	26.50	0.00	20.00	0.00	4.61	0.00	0.00	0.00	0.00	30.00	4.00	2.00	3.00	3.00	2.67	0.00	8.95	0.00	26.67	4.67	0.00	3.00	151.06
48	Southwest Region	Ekwoq K-12 School Renovation	27.00	30.00	0.00	0.00	0.00	1.39	0.00	0.00	0.00	5.00	15.00	1.00	1.00	1.00	2.67	2.33	8.33	27.33	5.00	15.67	5.00	0.00	3.33	151.06
49	Ketchikan Borough	Valley Park and Pt. Higgins Elementary Schools Playground Upgrades	24.00	30.00	0.00	10.00	0.00	2.14	0.00	0.00	0.00	10.00	30.00	2.00	1.00	1.00	1.33	2.00	0.00	12.00	3.33	14.33	2.33	0.00	4.33	149.81
50	Valdez City	Herman Hutchens Elementary School Floor Replacement	27.00	30.00	0.00	25.00	0.00	1.26	0.00	0.00	0.00	0.00	25.00	2.00	0.67	3.00	2.00	2.67	0.00	4.00	0.00	27.00	0.00	0.00	0.00	149.60
51	Yukon Flats	Tsuk Taih K-12 School Renovation, Chalkyitsik	30.00	23.00	0.00	0.00	0.00	2.78	0.00	0.00	0.00	5.00	30.00	1.67	1.00	1.67	1.33	1.00	0.00	25.79	1.67	12.00	7.00	0.00	5.00	148.91
52	Mat-Su Borough	Elevator Code and Compliance Upgrades, 6 Sites	30.00	30.00	0.00	10.00	0.00	2.37	0.00	0.00	0.00	10.00	30.00	2.00	1.00	3.00	2.00	2.00	0.00	10.33	0.00	12.00	3.67	0.00	0.00	148.37
53	Fairbanks Borough	Arctic Light Elementary School Exterior Renovation	27.00	14.25	0.00	0.00	0.00	3.06	0.00	0.00	0.00	0.00	30.00	2.00	4.00	4.00	2.33	4.00	0.00	25.25	0.00	12.00	6.00	0.00	13.67	147.56
54	Lower Kuskokwim	Gladys Jung Elementary School Heating Mains Replacement	9.00	2.80	0.00	25.00	0.00	3.30	0.00	0.00	0.00	3.00	30.00	4.00	2.00	2.33	2.00	2.00	5.00	17.64	0.00	29.00	2.33	0.00	7.67	147.07
55	Petersburg Borough	Petersburg Gym Sewer Line Repair	27.00	6.53	0.00	25.00	0.00	1.04	0.00	0.00	0.00	0.00	30.00	2.00	2.00	2.00	1.00	1.00	0.00	12.00	0.00	27.67	3.67	0.00	5.33	146.24
56	Yupiit	Tuluksak K-12 School Fuel Tank Replacement	30.00	12.50	0.00	10.00	0.00	2.12	0.00	0.00	0.00	3.00	30.00	2.00	2.00	3.00	2.00	3.00	15.00	5.00	0.00	15.00	0.00	0.00	9.33	143.95
57	Ketchikan Borough	Districtwide School Security Upgrades	30.00	30.00	0.00	20.00	0.00	2.14	0.00	0.00	0.00	0.00	30.00	2.00	1.00	1.00	1.33	2.00	0.00	0.00	0.33	14.00	3.33	0.00	3.67	140.81
58	Fairbanks Borough	Tanana Middle School Classroom Upgrades	24.00	30.00	0.00	0.00	0.00	3.06	0.00	0.00	0.00	8.00	30.00	2.00	4.00	4.00	2.33	4.00	0.00	15.19	0.00	11.00	0.00	0.00	0.67	138.25
59	Southeast Island	Port Alexander K-12 School Upgrades	18.00	30.00	0.00	0.00	0.00	2.13	0.00	0.00	0.00	0.00	30.00	4.00	4.00	3.00	2.00	2.00	5.00	18.00	0.00	12.00	5.00	0.00	2.33	137.47
60	Saint Marys City	St. Mary's Campus Renewal and Repairs	30.00	30.00	0.00	10.00	0.00	1.19	0.00	0.00	0.00	0.00	30.00	4.00	2.00	3.00	3.00	2.00	0.00	2.00	0.00	12.00	0.33	0.00	6.67	136.19
61	Iditarod Area	McGrath School Roof Replacement	27.00	30.00	0.00	0.00	0.00	2.29	0.00	0.00	0.00	0.00	30.00	2.33	2.00	1.67	1.00	2.00	4.33	8.67	2.00	11.67	4.67	0.00	5.00	134.63
62	Ketchikan Borough	Information and Alert System Replacement, 4 Sites	21.00	30.00	0.00	10.00	0.00	2.14	0.00	0.00	0.00	0.00	30.00	2.00	1.00	1.00	1.33	2.00	0.00	9.33	1.33	14.33	2.33	0.00	5.00	132.81
63	Yupiit	Akiak K-12 School Fire Alarm System Replacement	27.00	4.50	0.00	25.00	0.00	2.12	0.00	0.00	0.00	0.00	30.00	2.00	2.00	3.00	2.00	3.00	3.33	2.00	0.67	20.00	0.33	0.00	5.00	131.95

**Alaska Department of Education and Early Development  
 FY2026 Capital Improvement Projects  
 Major Maintenance Grant Fund  
 Total Points - Formula Driven and Evaluative  
 Initial List**

Nov 5 Rank	School District	Project Name	School Dist Rank	Weight Avg Age	Prev. 14.11 Fund	Plan and Design	Prior Design Use	Avg Expend Maint	Un-Housed Today	Un-Housed 7 Years	Type of Space	Cond Survey	O&M Rpts	Maint Mgt	Energy Mgt	Cusd Pgm	Maint Train	Capital Plan	Emer-gency	Life/Safety and Code Conditions	Exist-ing Space	Cost Esti-mate	Proj vs Oper Cost	Altern-at-ives	Options	Total Project Points
64	Fairbanks Borough	Weller Elementary School Classroom Upgrades	15.00	30.00	0.00	0.00	0.00	3.06	0.00	0.00	0.00	8.00	30.00	2.00	4.00	4.00	2.33	4.00	0.00	13.42	0.00	12.67	0.00	0.00	3.00	131.48
65	Southeast Island	Thorne Bay K-12 School Flooring Replacement	12.00	11.42	0.00	25.00	0.00	3.01	0.00	0.00	0.00	0.00	30.00	1.67	3.00	2.00	2.00	2.00	0.00	4.00	0.00	21.67	3.33	0.00	8.67	129.77
66	Mat-Su Borough	Colony and Wasilla Middle Schools Partial Roof Replacement	15.00	20.55	0.00	0.00	0.00	2.37	0.00	0.00	0.00	8.00	30.00	2.00	1.00	3.00	2.00	2.00	0.00	25.00	0.00	14.67	3.33	0.00	0.00	128.92
67	Fairbanks Borough	Howard Luke High School Exterior Renovation	12.00	21.25	0.00	0.00	0.00	3.06	0.00	0.00	0.00	0.00	30.00	2.00	4.00	4.00	2.33	4.00	0.00	21.95	0.00	12.67	6.00	0.00	5.00	128.26
68	Fairbanks Borough	Pearl Creek Elementary School Classroom Upgrades	18.00	30.00	0.00	0.00	0.00	3.06	0.00	0.00	0.00	0.00	30.00	2.00	4.00	4.00	2.33	4.00	0.00	13.87	0.00	12.67	0.00	0.00	4.00	127.93
69	Juneau Borough	Dzantik'I Heeni Middle School Roof Replacement	30.00	11.00	0.00	10.00	0.00	2.23	0.00	0.00	0.00	8.00	25.00	2.33	2.00	2.33	2.33	3.00	0.00	8.00	0.00	11.00	3.00	0.00	6.00	126.23
70	Fairbanks Borough	Woodriver Elementary School Mechanical Renovation	9.00	30.00	0.00	0.00	0.00	3.06	0.00	0.00	0.00	0.00	30.00	2.00	4.00	4.00	2.33	4.00	0.00	18.94	0.00	13.00	2.33	0.00	3.33	126.00
71	Mat-Su Borough	HVAC Control Upgrades, 5 Sites	21.00	29.82	0.00	0.00	0.00	2.37	0.00	0.00	0.00	0.00	30.00	2.00	1.00	3.00	2.00	2.00	0.00	8.00	0.00	14.67	4.00	0.00	5.00	124.85
72	Kake City	Kake High School Plumbing Replacement	27.00	30.00	0.00	0.00	0.00	1.39	0.00	0.00	0.00	0.00	30.00	2.00	1.33	2.67	2.00	2.33	0.00	0.00	0.33	12.67	2.33	0.00	9.67	123.72
73	Mat-Su Borough	Districtwide Boiler Replacement, 9 Sites	27.00	30.00	0.00	0.00	0.00	2.37	0.00	0.00	0.00	0.00	30.00	2.00	1.00	3.00	2.00	2.00	0.00	7.00	0.00	13.00	3.00	0.00	0.00	122.37
74	Southeast Island	Thorne Bay K-12 School Underground Storage Tank Replacement	24.00	16.99	0.00	10.00	0.00	2.20	0.00	0.00	0.00	0.00	30.00	2.67	3.00	3.00	2.00	2.00	0.00	3.00	0.00	14.00	1.00	0.00	6.67	120.53
75	Mat-Su Borough	Swanson Elementary School Seismic Upgrades	24.00	30.00	0.00	0.00	0.00	2.37	0.00	0.00	0.00	8.00	30.00	2.00	1.00	3.00	2.00	2.00	0.00	6.00	0.00	5.00	1.67	0.00	0.67	117.70
76	Juneau Borough	Riverbend Elementary School Roof Replacement	27.00	8.75	0.00	10.00	0.00	2.23	0.00	0.00	0.00	3.00	25.00	2.33	2.00	2.33	2.33	3.00	0.00	8.00	0.00	11.00	3.00	0.00	7.33	117.31
77	Fairbanks Borough	Anderson Crawford Elementary School Exterior Renovation	21.00	10.25	0.00	0.00	0.00	3.06	0.00	0.00	0.00	0.00	30.00	2.00	4.00	4.00	2.33	4.00	0.00	10.86	0.00	12.67	6.00	0.00	5.00	115.17
78	Mat-Su Borough	Colony High School Generator Replacement	18.00	30.00	0.00	0.00	0.00	2.37	0.00	0.00	0.00	0.00	30.00	2.00	1.00	3.00	2.00	2.00	0.00	2.67	0.00	14.67	0.00	0.00	3.67	111.37
79	Lower Yukon	Kotlik and Pilot Station K-12 Schools Renewal and Repair	24.00	6.50	0.00	0.00	0.00	2.49	0.00	0.00	0.00	0.00	30.00	4.00	2.33	2.67	2.33	1.67	0.00	5.68	3.00	14.67	4.00	0.00	6.00	109.34
80	Southeast Island	Thorne Bay K-12 School Roof Replacement	15.00	18.74	0.00	0.00	0.00	2.13	0.00	0.00	0.00	0.00	30.00	4.00	4.00	3.00	2.00	2.00	0.00	6.00	5.00	5.00	5.00	0.00	2.33	104.21
81	Lower Yukon	Sheldon Point K-12 School Exterior Repairs, Nunam Iqua	21.00	3.00	0.00	0.00	0.00	2.49	0.00	0.00	0.00	5.00	30.00	4.00	2.33	3.00	2.33	1.67	0.00	2.00	0.00	14.67	5.00	0.00	6.00	102.49
82	Southwest Region	Aleknagik K-12 School Renovation	24.00	30.00	0.00	0.00	0.00	1.39	0.00	0.00	0.00	0.00	15.00	1.00	1.00	1.00	2.67	2.33	0.00	10.00	0.00	1.00	5.00	0.00	3.33	97.73
83	Lower Kuskokwim	Districtwide Fuel Tank Removal and Replacement	12.00	12.08	0.00	0.00	0.00	3.15	0.00	0.00	0.00	0.00	30.00	4.00	1.00	3.00	2.00	4.00	0.00	5.00	0.00	9.00	5.00	0.00	6.67	96.89

**District Six-Year Plan Projects FY2026**

District Name	District #	Priority	Project Location and Description	Primary Purpose	FY26	FY27	FY28	FY29	FY30	FY31	FY26 Reuse
Alaska Gateway	3	4	Tanacross K-12 School Renovation	C	\$ 3,350,000	* District did not submit a 6-year plan or application. Fiscal year data left as-is from ori					N
Alaska Gateway	3	5	Tok K-12 School Renovation	C		\$ 9,415,000					N
Alaska Gateway	3	6	Eagle K-12 school renovation	C			\$ 3,950,000				N
Alaska Gateway	3	7	Northway K-12 School Renovation	C				\$ 3,800,000			N
Alaska Gateway	3	8	District Office Complex Renovation	C					\$ 2,400,000		N
Aleutians East Borough	56	1	Sand Point K-12 School Pool Major Maintenance	C	\$ 102,608						N
Aleutians East Borough	56	2	King Cove School Piping Project	C	\$ 450,000						N
Aleutians East Borough	56	3	Akutan School Exterior Renovation	C	\$ 475,000						N
Aleutians East Borough	56	4	False Pass K-12 Major Maintenance	C	\$ 500,000						N
Aleutians East Borough	56	5	King Cove K-12 School Major Maintenacne	C				\$ 750,000			N
Aleutians East Borough	56		Sandpoint K-12 HVAC Renovation	C						\$ 1,500,000	N
Anchorage	5	1	King Tech High School Roof Replacement	C	\$ 3,829,327						Y
Anchorage	5	2	Service High School Health and Safety Improvements	C	\$ 6,298,005						Y
Anchorage	5	3	Mears Middle School Heating Upgrades	C	\$ 493,980						Y
Anchorage	5	4	Mears Middle School Roof Replacement	C	\$ 7,818,250						Y
Anchorage	5	5	Stellar Secondary School Fire Alarm	C	\$ 418,341						Y
Anchorage	5	6	Ptarmigan Elementary School Intercom Replacement	C	\$ 574,604						N
Anchorage	5	7	Bear Valley Elementary School Domestic Water Replacement	C	\$ 2,875,000						Y
Anchorage	5	8	East High School Academic Area Safety	D	\$ 8,560,729						N
Anchorage	5	9	Warehouse-Purchasing Roof Replacement and Seismic Structural Upgrades	C	\$ 4,210,000						N
Anchorage	5	10	1990 Prototypical Roof Improvements, 2 Schools	C	\$ 12,649,661						N
Anchorage	5	11	Kincaid Elementary School Site Improvements	F	\$ 8,951,000						Y
Anchorage	5	12	Secure Vestibules, Group 3	F	\$ 7,076,000						Y
Anchorage	5	13	Secure Vestibules, Group 2, 3 Sites	F	\$ 951,669						Y
Anchorage	5	14	Secure Vestibules, Group 4, South, 4 Sites	F	\$ 3,030,700						Y
Anchorage	5	15	Secure Vestibules, Group 4 North, 4 Sites	F	\$ 3,161,900						Y
Anchorage	5	16	Secure Vestibules, Group 1, 3 Sites	F	\$ 1,153,000						Y
Anchorage	5	17	Romig Middle School Renovation Design and Consstruction	C		\$ 28,542,000					N
Anchorage	5	18	Lake Otis Elementary School Building Improvements	C		\$ 16,099,000					N
Anchorage	5	19	Campbell Elementary School Building Upgrades	C		\$ 12,100,000					N
Anchorage	5	20	Planning & Design for 2027 Deferred Requirements Projects	C		\$ 2,224,000					N
Anchorage	5	21	Bartlett High School Phase 3 West Wing Building Renovation	C			\$ 37,871,400				N
Anchorage	5	22	Benny Benson Secondary School Building and Roof Improvements	C			\$ 6,183,000				N
Anchorage	5	23	Bowman Elementary School Building Improvements	C			\$ 10,501,000				N
Anchorage	5	24	Willawaw Elementary School Building Improvements	C			\$ 5,797,000				N
Anchorage	5	25	Planning & Design for 2028/29 Deferred Requirements Projects	C			\$ 3,463,000				N
Anchorage	5	26	Chugiak Elementary School Roof Replacement and Seismic Structural Upgrades	C				\$ 12,304,000			N
Anchorage	5	27	SAVE High School Building Improvements	C				\$ 4,316,000			N

District Name	District #	Priority	Project Location and Description	Primary Purpose	FY26	FY27	FY28	FY29	FY30	FY31	FY26 Reuse
Anchorage	5	28	King Tech High School Building Improvements	C				\$ 24,706,000			N
Anchorage	5	29	Planning & Design for 2029/30 Deferred Requirements Projects	C				\$ 2,500,000			N
Anchorage	5	30	Bartlett High School Building Improvements Planning, Design and Infrastructure	C					\$ 33,707,000		N
Anchorage	5	31	Orion Elementary School Building Improvements	C					\$ 7,413,000		N
Anchorage	5	32	Ravenwood Elementary School Building Improvements	C					\$ 15,472,000		N
Anchorage	5	33	Planning & Design for FY2030 Deferred Requirement Projects	C					\$ 2,600,000		N
Anchorage	5	34	Tudor Elementary School Replacement	C						\$ 2,800,000	N
Anchorage	5	35	Wonder Park Elementary School Replacement Construction	C						\$ 33,001,000	N
Anchorage	5	36	Campbell Elementaty School Building Improvements	C						\$ 5,452,000	N
Anchorage	5	37	Planning & Design for 2030 Deferred Requirements Projects	C						\$ 2,600,000	N
Annette Island	6	5	Metlakatla Music Building	C	\$ 300,000	* District did not submit a 6-year plan or application. Fiscal year data left as-is from ori					N
Annette Island	6	6	Metlakatla Middle School Parking Lot Expansion	F		\$ 500,000					N
Bering Strait	7	1	Stebbins Replacement School	A	\$ 80,000,000						N
Bering Strait	7	2	Brevig Mission K-12 School Renovation/Addition	B	\$ 34,600,000						Y
Bering Strait	7	3	Storage tank Farm Replacement	D	\$ 3,200,000						N
Bering Strait	7	4	Little Diomedede Consolidation to High School Building	A		\$ 12,000,000					N
Bering Strait	7	5	Savoonga School Roof Replacement	C				\$ 12,000,000			N
Bristol Bay	8	NA			* District did not submit a 6-year plan or application.					N	
Chatham	9	NA			* District did not submit a 6-year plan or application.					N	
Chugach	10	4	Tatitlek K-12 School Playground Rehabilitation	F	\$ 235,000	* District did not submit a 6-year plan or application. Fiscal year data left as-is from ori					N
Copper River	11	2	Kenny Lake Boiler Replacement	C	\$ 350,000	* District did not submit a 6-year plan or application. Fiscal year data left as-is from ori					N
Copper River	11	3	Kenny Lake School Flooring Replacement	C		\$ 75,000					N
Copper River	11	4	Glennallen High School Partial Flooring Replacement	C			\$ 150,000				N
Copper River	11	5	Slana School Exterior Renovation	C				\$ 75,000			N
Cordova	12	NA			* District did not submit a 6-year plan or application.					N	
Craig City	13	2	Craig Elementary and Middle School Fuel Tank Remediation	D	\$ 500,000	District did not submit a 6-year plan or application. Fiscal year data left as-is from origi					N
Craig City	13	3	Craig Middle School Gym Roof Replacement	C		\$ 900,000					N
Craig City	13	3	Craig High School Security Upgrades	C			\$ 575,000				N
Craig City	13	4	Craig High School Flooring Replacement	C				\$ 350,000			N
Craig City	13	5	Craig High School/Middle School Breezeway Replacement	D					\$ 350,000		N
Delta/Greely	14	NA			* District did not submit a 6-year plan or application.					N	
Denali Borough	2	1	Tri-Valley SchoolWater Treatment System Improvements	C	\$ 515,692						N
Denali Borough	2	2	Districtwide Electrical Code Upgrades	C	\$ 1,291,534						N

District Name	District #	Priority	Project Location and Description	Primary Purpose	FY26	FY27	FY28	FY29	FY30	FY31	FY26 Reuse
Denali Borough	2	3	Generator Replacement, 3 Schools	C	\$ 1,792,873						N
Denali Borough	2	4	Tri-Valley Boiler Replacement	C		\$ 500,000					N
Denali Borough	2	5	Cantwell School Electrical Upgrades	D		\$ TBD					N
Denali Borough	2	6	Cantwell School Heating System Upgrade	E			\$ TBD				N
Denali Borough	2	7	Cantwell School Restroom ADA Remodel	D				\$ TBD			N
Denali Borough	2	8	Anderson K-12 School Heating Upgrades	C				\$ TBD			N
Denali Borough	2	9	Kitchen Renovations, 3 Schools	C				\$ TBD			N
Denali Borough	2	10	Anderson School Egress and Accessibility Upgrades	D					\$ TBD		N
Denali Borough	2	11	Tri-Valley School Library and Restroom Renovation	D				\$ TBD			N
Denali Borough	2	12	Tri-Valley Exterior Renovation	C						\$ 1,302,327	N
Denali Borough	2	13	Anderson Exterior Renovation	C						\$ 1,457,324	N
Fairbanks N Star Borough	16	1	North Pole High School Mechanical and Electrical Upgrades	E	\$ 10,120,990						N
Fairbanks N Star Borough	16	2	Arctic Light Elementary School Exterior Renovation	C	\$ 9,313,450						N
Fairbanks N Star Borough	16	3	Tanana Middle School Classroom Upgrades	C	\$ 10,817,085						N
Fairbanks N Star Borough	16	4	Anderson Crawford Elementary School Exterior Renovation	C	\$ 9,506,266						N
Fairbanks N Star Borough	16	5	Pearl Creek Elementary School Classroom Upgrades	C	\$ 7,574,729						N
Fairbanks N Star Borough	16	6	Weller Elementary School Classroom Upgrades	C	\$ 7,433,686						N
Fairbanks N Star Borough	16	7	Howard Luke High School Exterior Renovation	C	\$ 5,133,229						N
Fairbanks N Star Borough	16	8	Woodriver Elementary School Renovation, Phase III	C	\$ 7,632,291						N
Fairbanks N Star Borough	16	9	Lathrop High School Site Improvements	F	\$ 1,436,256						N
Fairbanks N Star Borough	16	10	West Valley High School Auditorium Upgrade	F	\$ 700,313						N
Fairbanks N Star Borough	16	11	Anne Wien Elementary School Exterior Renovation	C	\$ 402,823						N
Fairbanks N Star Borough	16	12	Two Rivers Elementary Interior Renovation	C	\$ 454,084						N
Fairbanks N Star Borough	16	13	Tanana Middle School Exterior Renovation, Ph II	C	\$ 3,107,296						N
Fairbanks N Star Borough	16	14	North Pole Middle School Exterior Renovation, Ph II	C	\$ 2,184,988						N
Fairbanks N Star Borough	16	15	Lathrop High School Kitchen Upgrade	E	\$ 2,287,696						N
Fairbanks N Star Borough	16	16	University Park Elementary Site Improvements, Ph IV	F	\$ 2,002,758						N
Fairbanks N Star Borough	16	17	Administrative Center Exterior Renovation, Ph II	C		\$ 5,505,076					N
Fairbanks N Star Borough	16	18	Facilities Management Dept , Phase III	C		\$ 2,895,845					N
Fairbanks N Star Borough	16	19	University Park Elementary School Classroom Upgrades, Phase I	C		\$ 3,239,814					N
Fairbanks N Star Borough	16	20	Howard Luke Classroom Upgrades, Phase I	C		\$ 1,619,538					N
Fairbanks N Star Borough	16	21	Lathrop High School Partial Roof Replacement	C		\$ 3,770,591					N
Fairbanks N Star Borough	16	22	Tanana Middle School Renovation, Phase III	E		\$ 8,420,682					N
Fairbanks N Star Borough	16	23	West Valley High School Gym Wing Renovation	C			\$ 5,400,000				N
Fairbanks N Star Borough	16	24	Salcha Elementary School Classroom Upgrades, Phase I	E			\$ 722,551				N
Fairbanks N Star Borough	16	25	Ticasuk Brown Elementary School Classroom Upgrades, Phase I	C			\$ 3,106,504				N
Fairbanks N Star Borough	16	26	Randy Smith Middle School Exterior Renovation	C			\$ 4,571,885				N
Fairbanks N Star Borough	16	27	Two Rivers Elementary School Renovation, Phase III	E			\$ 2,243,512				N
Fairbanks N Star Borough	16	28	Pearl Creek Elementary School Renovation, Phase III	E			\$ 6,189,581				N
Fairbanks N Star Borough	16	29	Ladd Elementary School Classroom Upgrades, Phase I	C			\$ 3,369,048				N
Fairbanks N Star Borough	16	30	Administrative Center Flooring Replacement	C				\$ 2,118,518			N
Fairbanks N Star Borough	16	31	Facilities Management Dept, Interior Upgrades, Phase I	C				\$ 1,559,153			N
Fairbanks N Star Borough	16	32	Hunter Elementary Exterior Renovation, Phase II	C				\$ 3,326,996			N

District Name	District #	Priority	Project Location and Description	Primary Purpose	FY26	FY27	FY28	FY29	FY30	FY31	FY26 Reuse
Fairbanks N Star Borough	16	33	Weller Elementary School Renovation, Phase III	E				\$ 6,038,717			N
Fairbanks N Star Borough	16	34	Salcha Elementary School Renovation, Phase III	E				\$ 1,337,508			N
Fairbanks N Star Borough	16	35	Arctic Light Elementary School Classroom Upgrades, Phase I	C				\$ 3,625,236			N
Fairbanks N Star Borough	16	36	Anne Wien Elementary School Classroom Upgrades, Phase I	C					\$ 3,559,134		N
Fairbanks N Star Borough	16	37	Midnight Sun Elementary Site Upgrades and Safety Improvements	F					\$ 1,800,000		N
Fairbanks N Star Borough	16	38	North Pole High School Site Upgrades & Safety Improvements	F					\$ 3,500,000		N
Fairbanks N Star Borough	16	39	West Valley High School Exterior Renovation	C					\$ 10,141,554		N
Fairbanks N Star Borough	16	40	Ticasuk Brown Elementary School Renovation, Phase III	E					\$ 5,750,428		N
Fairbanks N Star Borough	16	41	Howard Luke High School Renovation, Phase III	E					\$ 2,997,918		N
Fairbanks N Star Borough	16	42	Crawfor Elementary School Classroom Upgrades, Phase I	C					\$ 4,638,641		N
Fairbanks N Star Borough	16	43	Lathrop High School Classroom Upgrades, Phase I	C						\$ 11,613,122	N
Fairbanks N Star Borough	16	44	Ticsuk Brown Elementary School Site Upgrades and Safety Improvements	F						\$ 1,800,000	N
Fairbanks N Star Borough	16	45	Howard Luke High School Traffic Safety Improvements	F						\$ 1,800,000	N
Fairbanks N Star Borough	16	46	North Pole Exterior Renovation, Phase II	C						\$ 5,000,000	N
Fairbanks N Star Borough	16	47	University Park Elementary Renovations, Phase III	E						\$ 6,540,278	N
Fairbanks N Star Borough	16	48	North Pole Elementary Classroom=m Upgrades, Phase I	C						\$ 5,000,000	N
Fairbanks N Star Borough	16	49	Ladd Elementary Site Upgrades & Safety Improvements, Phase IV							\$ 1,800,000	N
Galena City	17	3	Sidney C. Huntington Elementary School Fire Protection Upgrade	D	\$ 170,000	* District did not submit a 6-year plan or application. Fiscal year data left as-is from ori					N
Galena City	17	4	Sidney C. Huntington Elementary School Floor Renovation	C		\$ 270,000					N
Galena City	17	5	Galena Interior Learning Academy Automotive Lab Energy Upgrades	E			\$ 54,000				N
Galena City	17	6	Galena Interior Learning Academy Cosmetology Building Energy Upgrade	E				\$ 43,000			N
Haines	18	1	Haines High School Roof Replacement	C	\$ 2,347,783						N
Haines	18	2	Haines High School Locker Room Renovation	D	\$ 1,429,734						N
Haines	18	3	Haines High School Track Renovation and Upgrade	F		\$ 1,050,000					N
Hoonah	19	1	Hoonah School backup Generator Replacement	C	\$ 1,767,950						N
Hoonah	19	2	Hoonah School Gym Floor Replacement	C	\$ 447,246						N
Hoonah	19	3	Hoonah Central Boiler Replacement			\$ 350,000					N
Hydaburg	20	NA			* District did not submit a 6-year plan or application.						N
Iditarod Area	21	1	Blackwell K-12 School Renovations, Anvik	C	\$ 5,984,982						N
Iditarod Area	21	2	McGrath School Backup Generator	C	\$ 3,798,979						N
Iditarod Area	21	3	David-Louis Memorial K-12 School Roof Replacement, Grayling			\$ 3,402,104					N
Iditarod Area	21	4	McGrath School Backup Generator	C			\$ 150,000				N
Juneau Borough	21	1	Dzantiki Heen'i Middle School Roof Replacement	C	\$ 1,966,474						Y
Juneau Borough	22	2	Riverbend Elementary School Roof Replacement	C	\$ 2,599,028						Y
Juneau Borough	22	3	Juneau-Douglas High School Partial Roof Replacement	C		\$ 1,450,000					N
Juneau Borough	55	4	Floyd Dryden Middle School Partial Roof Replacement	C			\$ 596,000				N
Juneau Borough	22	5	Mendenhall River Community School Renovation	C				\$ 35,000,000			N



District Name	District #	Priority	Project Location and Description	Primary Purpose	FY26	FY27	FY28	FY29	FY30	FY31	FY26 Reuse
Juneau Borough	22	6	Juneau-Douglas High School Building Boiler Replacement	C					\$ 3,542,000		N
Kake City	23	1	Kake Career and Technical Education Building Rehabilitation	C	\$ 3,667,015						Y
Kake City	23	2	Kake High School Plumbing Replacement	C	\$ 1,500,000						N
Kake City	23	3	Kake High School Gym Floor Replacement	C		\$ TBD					N
Kake City	23	4	Music/Record Storage Building Renovations	C		\$ TBD					N
Kake City	23	5	Covered Play Area Construction and Playground Renewal	F			\$ TBD				N
Kake City	23	6	Kake Middle School and Library HVAC Upgrades	C				\$ TBD			N
Kake City	23	7	Kake High School HVAC Upgrades	D				\$ TBD			N
Kake City	23	8	Kake Elementary School Roof Replacement	C				\$ TBD			N
Kake City	23	9	PK-12 School Building Construction	B						\$ TBD	N
Kashunamiut	55	1	Chevak K-12 School Campus Renovation	C	\$ 32,497,916						Y
Kenai Peninsula Borough	24	1	West Homer Elementary School North Wall Improvement	C	\$ 356,760						N
Kenai Peninsula Borough	24	2	Soldotna High School Siding Repair	E	\$ 6,934,000						N
Kenai Peninsula Borough	24	3	Kenai Middle School Security and Kitchen Remodel	F	\$ 2,500,000						N
Kenai Peninsula Borough	24	4	Roof Replacement, 2 Schools	C	\$ 5,500,000						N
Kenai Peninsula Borough	24	5	Kenai Central High School Building Boiler Replacement	E	\$ 1,833,770						N
Kenai Peninsula Borough	24	6	Skyview Middle School Building Boiler and Building Automation System Upgrade	E	\$ 5,644,408						N
Kenai Peninsula Borough	24	7	Nikiski High School Building Boiler and Building Automation System Upgrade	E	\$ 5,644,408						N
Kenai Peninsula Borough	24	8	K-Beach Elementary School Fire Alarm and sprinkler System Upgrade	D	\$ 2,167,212						N
Kenai Peninsula Borough	24	9	Nanwalek Middle/High School Replacement	B	\$ 46,342,344						N
Kenai Peninsula Borough	24	10	Seward High School Field Turf and Track	F	\$ 2,250,000						N
Kenai Peninsula Borough	24	11	Soldotna Elementary School Reconstruction	F	\$ 21,500,000						N
Kenai Peninsula Borough	24	12	Soldotna Prep School Repurposing and Consolidation	F	\$ 18,500,000						N
Kenai Peninsula Borough	24	13	Homer Middle School Drainage Improvements	F	\$ 750,000						N
Kenai Peninsula Borough	24	14	Parking and Traffic Upgrade, 5 Sites	F	\$ 5,500,000						N
Kenai Peninsula Borough	24	15	Hope Middle school Roof Replacement	C	\$ 1,755,672						N
Kenai Peninsula Borough	24	16	Kenai Central High School Field Restroom	F	\$ 500,000						N
Kenai Peninsula Borough	24	17	Kenai Alt/ABC School Window and Siding Replacement	C		\$ 550,000					N
Kenai Peninsula Borough	24	18	Ninilchik School Window Replacement	C		\$ 201,017					N
Kenai Peninsula Borough	24	19	Nikiski Middle/Senior High School Field Turf and Track	F		\$ 2,250,000					N
Kenai Peninsula Borough	24	20	Tebughna School Window Replacement	C			\$ 832,500				N
Kenai Peninsula Borough	24	21	Paul Banks Elementary Parking and Traffic Upgrades	F			\$ 850,000				N
Kenai Peninsula Borough	24	22	Maintenace Shop				\$ 5,000,000				N
Kenai Peninsula Borough	24	23	Seward High School Security Remodel	F				\$ 4,171,299			N
Kenai Peninsula Borough	24	24	Ninilchik School Bus Drop Off and Parking Lot Improvements	F				\$ 250,000			N
Kenai Peninsula Borough	24	25	Cooper Landing Window and Siding Replacement	C				\$ 308,580			N
Kenai Peninsula Borough	24	26	Kenai Central High School Building Automation System Upgrade	E				\$ 1,701,794			N
Kenai Peninsula Borough	24	27	Redoubt Elementary Parking Lot Improvements	F						\$ 420,690	N
Kenai Peninsula Borough	24	28	School District Warehouse Backup Generator	C						\$ 85,000	N

District Name	District #	Priority	Project Location and Description	Primary Purpose	FY26	FY27	FY28	FY29	FY30	FY31	FY26 Reuse
Ketchikan Borough	25	1	Ketchikan High School Security Upgrades	E	\$ 599,984						N
Ketchikan Borough	25	2	Schoenbar Middle School Gym Floor Replacement	D	\$ 1,395,589						N
Ketchikan Borough	25	3	Playground Equipment and Surface Upgrades, 3 Sites	F	\$ 427,385						N
Ketchikan Borough	25	4	Building Automation System Upgrade, 4 schools	C	\$ 1,200,000						N
Ketchikan Borough	25	5	Pt. Higgins Elementary School Renovations	C		\$ 6,037,295					N
Ketchikan Borough	25	6	Valley Park Complex Upgrades	F			\$ 327,222				N
Ketchikan Borough	25	7	Houghtaling Elementary School Transformer Replacement	D				600000			N
Ketchikan Borough	25	8	Revilla High School Roof and Siding Replacement	C					1200000		N
Klawock	27	1	Klawock School Gymnasium Roof Replacement	C	\$ 1,684,764						N
Kodiak Island Borough	28	1	Chiniak K-12 School Water Code Compliance and Upgrade	A	\$ 2,035,824						N
Kodiak Island Borough	28	2	Main Elementary Roof Replacement	C	\$ 725,000						N
Kodiak Island Borough	28	3	North Star Elementary School Siding and Window Replacement	C	\$ 1,369,506						N
Kodiak Island Borough	28	4	North Star Elementary School Roof and Skylight Replacement	C	\$ 4,108,515						N
Kodiak Island Borough	28	5	East Elementary School Metal Roof Replacement	C		\$ 2,069,497					N
Kodiak Island Borough	28	6	Main Elementary School Siding & Window Replacement	C		\$ 782,119					N
Kodiak Island Borough	28	7	East Elementary School Siding & Window Replacement	C		\$ 690,105					N
Kodiak Island Borough	28	8	Kodiak Schools Aquatic Training Facility Finishes	C		\$ 3,948,777					N
Kodiak Island Borough	28	9	Chiniak School Flooring Replacement	C			\$ 113,085				N
Kodiak Island Borough	28	10	Port Lions School Flooring Replacement	C			\$ 317,381				N
Kodiak Island Borough	28	11	Kodiak Middle School Exterior Improvements	C			\$ 858,191				N
Kodiak Island Borough	28	12	Peterson Elementary School Exterior Improvements	C			\$ 548,766				N
Kodiak Island Borough	28	13	North Star Elementary HVAC Controls Replacement	E				\$ 1,640,006			N
Kodiak Island Borough	28	14	Chiniak School HVAC Controls Replacement	E				\$ 369,770			N
Kodiak Island Borough	28	15	Main Elementary School HVAC Controls Replacement	E				\$ 1,566,702			N
Kodiak Island Borough	28	16	Akhiok School HVAC Controls Replacement	E					\$ 367,595		N
Kodiak Island Borough	28	17	Port Lions School HVAC Controls Replacement	E					\$ 943,872		N
Kodiak Island Borough	28	18	Kodiak Middle School Exterior Door Replacment	C						\$ 865,071	N
Kuspuk	29	1	BoB R McHenry District Office Energy Upgrades	C	\$ 1,638,788						N
Kuspuk	29	2	Roof Replacement, 3 Schools				\$ 3,844,068				N
Lake & Peninsula Borough	30	1	Fire Suppression Water Supply Improvements, 4 Sites	D	\$ 4,407,516						N
Lake & Peninsula Borough	30	2	Districtwide Exterior Door replacemnet	C		\$ 1,500,000					N
Lake & Peninsula Borough	30	3	Districtwide Plumbing Renewal	C		\$ 2,500,000					N
Lake & Peninsula Borough	30	4	Districtwide Playground Safety Upgrades	D			\$ 800,000				N
Lake & Peninsula Borough	30	5	Districtwide Roof Replacements	C				\$ 2,500,000			N
Lake & Peninsula Borough	30	6	Districtwide Siding Replacement	C				\$ 3,500,000			N
Lake & Peninsula Borough	30	7	Igiugig School Replacement	C					\$ 1,800,000		N
Lake & Peninsula Borough	30	8	Port Heiden School Renewal	C						\$ 12,500,000	N

District Name	District #	Priority	Project Location and Description	Primary Purpose	FY26	FY27	FY28	FY29	FY30	FY31	FY26 Reuse
Lower Kuskokwim	31	1	William N Miller K-12 Memorial School Replacement Demolition, Napakiak Supplemental	B	\$ 11,700,000						N
Lower Kuskokwim	31	2	Newtok K-12 School Relocation/Replacement, Merkarvik, Supplemental	B	\$ 6,000,000						N
Lower Kuskokwim	31	3	Nelson Island School Replacement, Toksook Bay	C	\$80,821,364						Y
Lower Kuskokwim	31	4	Anna Tobeluk Memorial K-12 School Renovation/Addition, Nunapitchuk	B	\$ 54,869,262						Y
Lower Kuskokwim	31	5	Bethel Campus Transportation and Drainage Upgrades	F	\$ 1,391,312						Y
Lower Kuskokwim	31	6	Akiuk Memorial K-12 School Renovation, Kasigluk-Akiuk	C	\$ 5,281,876						Y
Lower Kuskokwim	31	7	Districtwide Fuel Tank Upgrades	D	\$ 9,496,230						N
Lower Kuskokwim	31	8	Gladys Jung Elementary School Heating Mains Replacement	C	\$ 1,188,713						Y
Lower Kuskokwim	31	9	Water Storage and Treatment, Kongiganak	A	\$ 4,539,866						N
Lower Kuskokwim	31	10	Districtwide Fire Alarm and Sprinkler Upgrades	D		\$ 19,000,000					N
Lower Kuskokwim	31	11	Bethel Regional High School Boardwalk Replacement	D			\$ 5,292,024				N
Lower Kuskokwim	31	12	Districtwide Roof Replacement	C				\$ 27,800,000			N
Lower Kuskokwim	31	13	Districtwide Wastewater Upgrades	D					\$ 14,200,000		N
Lower Kuskokwim	31	14	Districtwide Water Treatment and Storage Upgrades	D						\$ 8,400,000	N
Lower Yukon	32	1	Hooper Bay Emergency Tank Farm Replacement	C	\$ 5,000,000						N
Lower Yukon	32	2	Marshall K-12 School Emergency Tank Farm Repair	C	\$ 1,809,501						Y
Lower Yukon	32	3	Kotlik and Pilot Station K-12 Schools Renewal and Repair	c	\$ 4,854,617						N
Lower Yukon	32	4	Sheldon Point K-12 School Exterior Repairs, Nunam Iqua	C	\$ 1,973,987						N
Lower Yukon	32	5	LYSD Central Office Renovation	C	\$ 4,768,361						Y
Mat-Su Borough	33	1	Elevator Code and Compliance Upgrades, 6 Sites	D	\$ 2,844,833						N
Mat-Su Borough	33	2	District Boiler and Boiler Control Upgrades, 14 Sites	D	\$ 9,760,194						N
Mat-Su Borough	33	3	Structural Seismic Upgrades, 5 Sites	D	\$ 12,468,245						N
Mat-Su Borough	33	4	Districtwide HVAC Control Upgrades, 5 Sites	E	\$ 14,314,652						N
Mat-Su Borough	33	5	Emergency Generator Replacements, 7 Schools	D	\$ 11,237,861						N
Mat-Su Borough	33	6	Colony and Wasilla Middle Schools Partial Roof Replacement	D	\$ 5,602,711						N
Mat-Su Borough	33	7	Parking Lot Improvements, 7 Sites	D		\$ 3,319,096					N
Mat-Su Borough	33	8	Seismic Architectural - Ceilings and Sprinkler Upgrades, 5 Sites	C		\$ 3,785,344					N
Mat-Su Borough	33	9	District Athletic Field Upgrades	C		\$ 10,088,661					N
Mat-Su Borough	33	10	Flooring Upgrades, 10 Sites	D		\$ 2,960,051					N
Mat-Su Borough	33	11	American Charter Academey New Facility	F		\$ 15,300,000					N
Mat-Su Borough	33	12	Twindley Bridge Charter School Renovation & Addition	F		\$ 5,945,000					N
Mat-Su Borough	33	13	District Energy Upgrades	D			\$ 9,162,366				N
Mat-Su Borough	33	14	Palmer High School Remodel	D			\$ 12,698,564				N
Mat-Su Borough	33	15	District Bleacher Replacement	D			\$ 6,356,000				N
Mat-Su Borough	33	16	Box School Renovations, 4 Schools (Butte, Pioneer Peak, Cottonwood Creek,	C				\$ 20,320,000			N
Mat-Su Borough	33	17	Teeland and Houston Middle Roof Replacement	D				\$ 7,797,265			N
Mat-Su Borough	33	18	Palmer High School Mechanical Upgrade, Phase 3	C				\$ 3,652,000			N
Mat-Su Borough	33	19	District Exterior Envelope Repairs and Upgrades	C				\$ 9,500,000			N
Mat-Su Borough	33	20	Palmer Junior Middle School Remodel	C					\$ 19,866,000		N

District Name	District #	Priority	Project Location and Description	Primary Purpose	FY26	FY27	FY28	FY29	FY30	FY31	FY26 Reuse
Nenana City	34	1	Nenana School Boiler Replacement	C	\$ 280,376						N
Nenana City	34	2	Nenana School Fire Suppression System Replacement	D	\$ 2,039,921						N
Nenana City	34	3	Nenana K-12 School Major Maintenance	D		\$ 1,600,000					N
Nenana City	34	4	Nenana K-12 School Roof Replacement	C			\$ 1,400,000				N
Nenana City	34	5	Nenana K-12 School Energy Efficiency Upgrades	E				\$ 600,000			N
Nenana City	34	6	Nenana K-12 School Site Improvements	F					\$ 650,000		N
Nenana City	34	7	Nenana K-12 School ADA Access Improvements	D						\$ 1,350,000	N
Nenana City	34	8	Nenana K-12 School Career and Technical Education Classroom Upgrade	F						\$ 1,100,000	N
Nome City	35	8	DDC Control System , Phases 2	E	\$ 250,000	* District did not submit a 6-year plan or application. Fiscal year data left as-is from ori					N
Nome City	35	9	Nome Beltz Jr/Sr High School Interior Renovation	C	\$ 450,000						N
Nome City	35	10	Charter School Building Plumbing Upgrades	C			\$ 150,000				N
Nome City	35	11	Nome Elementary School Interior Renovation	C			\$ 350,000				N
Nome City	35	12	Building D Exterior Upgrades	C				\$ 200,000			N
North Slope Borough	36	1	Kavelook School Rebuild	C	\$ 18,000,000	* District did not submit a 6-year plan or application. Fiscal year data left as-is from ori					N
North Slope Borough	36	2	Alak School Major Renovation	C	\$ 15,000,000						N
North Slope Borough	36	3	Barrow High School Voc Ed Wing Replacement	C	\$ 15,000,000						N
Northwest Arctic	37	1	Districtwide Fire System Repair and Replacement, 6 Sites	D	\$ 5,700,000						N
Northwest Arctic	37	2	Deering K-12 School Replacement School	B	\$ 57,000,000						N
Northwest Arctic	37	3	Buckland Boiler Replacement	C	\$ 575,000						N
Northwest Arctic	37	4	Buckland K-12 School Exterior Envelope Replacement	C		\$ 3,000,000					N
Northwest Arctic	37	5	June Nelson Elementary School Roof Replacement	C		\$ 3,500,000					N
Northwest Arctic	37	6	Noorvik K-12 School Roof Replacement	C			\$ 3,500,000				N
Northwest Arctic	37	7	June Nelson Elementary School Renovation	C				\$ 7,500,000			N
Northwest Arctic	37	8	Noorvik K-12 School Renovation	C					\$ 8,000,000		N
Northwest Arctic	37	9	Kiana K-12 School Renovation	C						\$ 5,500,000	N
Pelican	38	NA			* District did not submit a 6-year plan or application.						N
Petersburg Borough	39	1	Petersburg High/Middle School Security and Access Renovation	C	\$ 1,475,500						N
Petersburg Borough	39	2	Petersburg Gym Sewer Line Repair	D	\$ 641,427						Y
Petersburg Borough	39	3	Districtwide Electrical Upgrades	C		\$ 2,000,000					N
Petersburg Borough	39	4	Petersburg High School/Middle School HVAC Controls Replacement	C			\$ 500,000				N
Pribilof	40	1	St Paul HVAC System Upgrade	C	\$ 900,000						N
Pribilof	40	2	St Paul Exterior Renovations	C		\$ 450,000					N
Pribilof	40	3	St Paul Plumbing Replacement	C			\$ 450,000				N
Pribilof	40	4	St. Paul Boiler Replacement	C				\$ 250,000			N
Pribilof	40	5	St. Paul School Exterior Renovation	C					\$ 250,000		N

District Name	District #	Priority	Project Location and Description	Primary Purpose	FY26	FY27	FY28	FY29	FY30	FY31	FY26 Reuse
Saint Mary's City	46	1	St. Mary's Campus Renewal and Repairs	C	\$ 1,500,000						N
Sitka Borough	42	4	Keet Gooshi Heen Elementary School Electrical Boiler Installation	E	\$ 350,000	* District did not submit a 6-year plan or application. Fiscal year data left as-is from ori					N
Sitka Borough	42	5	Baranof Elementary School Electrical Boiler Installation	C	\$ 350,000						N
Sitka Borough	42	6	Districtwide LED Lighting Upgrade	E	\$ 400,000						N
Sitka Borough	42	7	Sitka High School Parking Area Paving	F		\$ 275,000					N
Sitka Borough	42	8	Keet Gooshi Heen Elementary School Parking/Play Area Paving	F		\$ 300,000					N
Sitka Borough	42	9	Blatchley Middle School Parking Area Paving	F			\$ 200,000				N
Sitka Borough	42	10	Baranof Elementary School Parking/Play Area Paving	F				\$ 275,000			N
Skagway	43		NA		* District did not submit a 6-year plan or application.						N
Southeast Island	44	1	Thorne Bay K-12 School Mechanical Control Upgrades	C	\$ 1,496,950						Y
Southeast Island	44	2	Thorne Bay K-12 School Fire Suppression System	D	\$ 1,375,904						Y
Southeast Island	44	3	Thorne Bay K-12 School Underground Storage Tank Replacement	C	\$ 1,126,953						Y
Southeast Island	44	4	Barry Craig Stewart Kasaan K-12 and Whale Pass School Renovation	C	\$ 500,000						N
Southeast Island	44	5	Port Alexander and Thorne Bay K-12 Schools Domestic Water Pipe Replacement	D	\$ 634,867						N
Southeast Island	44	6	Thorne Bay K-12 Roof Replacement	C	\$ 4,020,847						N
Southeast Island	44	7	Thorne Bay K-12 School Flooring Replacement	C	\$ 71,549						Y
Southwest Region	45	1	Twin Hills K-12 School Renovation	C	\$ 7,018,351						N
Southwest Region	45	2	Ekwok K-12 School Renovation	C	\$ 10,538,614						N
Southwest Region	45	3	Aleknagik K-12 School Renovation	C	\$ 12,825,634						N
Southwest Region	45	4	Manokotak K-12 School Interior Finishes Replacement	C		\$ 966,326					N
Southwest Region	45	5	Manokotak K-12 School Fire Panel Replacement	D			\$ 85,000				N
Southwest Region	45	6	Togiak K-12 School HVAC Controls and Ventilation Upgrades	E			\$ 9,964,217				N
Southwest Region		7	Elwok K-12 School Roof Replacement	C				\$ 1,327,772			N
Southwest Region	45	8	Clarks Point K-12 School HVAC Controls Upgrade	C				\$ 1,719,402			N
Saint Mary's City	46	1	St. Mary's Campus Renewal and Repairs	C	\$ 1,500,000						N
Valdez City	48	1	Hermon Hutchens Elementary School Roof, Doors and Siding Replacmeent	C	\$ 11,000,000						N
Valdez City	48	2	Hermon Hutchens Elementary Flooring Replacement, Ph 2	C	\$ 550,000						N
Valdez City	48	3	Valdez High School Renovation	C		\$ 20,000,000					N
Valdez City	48	4	Hermon Hutchens Elementary Flooring Replacement, Ph 3	C		\$ 500,000					N
Valdez City	48	5	Hermon Hutchens Elementary School Kitchen Upgrade	C			\$ 350,000				N
Valdez City	48	6	Herman Hutchens Elementary Interior walls and ceiling Upgrades	C			\$ 2,000,000				N
Valdez City	48	7	GMS Carpet Replacement	C				\$ 150,000			N
Valdez City	48	8	District Office Sidewalk & Storm Drain replacement	C				\$ 500,000			N
Valdez City	48	9	GMS Covered Entryway	C				\$ 200,000			N
Valdez City	48	10	Hermon Hutchens Elementary School Electrical Upgrade	C					\$ 1,000,000		N
Valdez City	48	11	Districtwide Deman Control Kitchen Ventilation Replacement	C					\$ 750,000		N

District Name	District #	Priority	Project Location and Description	Primary Purpose	FY26	FY27	FY28	FY29	FY30	FY31	FY26 Reuse
Unalaska	47	NA									* District did not submit a 6-year plan or application.
Wrangell	49	6	Evergreen Elementary School Intercom /PA System Upgrades	D	\$ 198,859						* District did not submit a 6-year plan or application. Fiscal year data left as-is from ori
Wrangell	49	7	Evergreen Elementary School Exterior Door Security Upgrades	A	\$ 50,000						
Wrangell	49	8	Middle School /High School Courtyard Cement Replacement	D	\$ 70,000						
Wrangell	49	9	Middle/High School Intercom /PA System Upgrades	D	\$ 366,523						
Wrangell	49	10	Evergreen Elementary Gym Renovation	C	\$ 300,000						
Wrangell	49	11	High School Partial Flooring Replacement	C		\$ 86,651					
Wrangell	49	12	High/Middle School Roof Walkway Replacement	C		\$ 157,377					
Yakutat	50	1	Yakutat Jr/Sr High School Exterior Replacement	C	\$ 6,403,251						* District did not submit a 6-year plan or application. Fiscal year data left as-is from ori
Yukon Flats	51	1	Tsuk Taih School Renovation, Chalkyitsik	C	\$ 3,535,404						
Yukon-Koyukuk	52	1	Koyukuk K-12 School Boiler Replacement	C	\$ 1,000,000						
Yukon-Koyukuk	52	2	Roof Replacement, 3 Schools	C	\$ 2,250,000						
Yukon-Koyukuk	52	3	Tanana K-12 Playground Replacement	D	\$ 500,000						
Yukon-Koyukuk	52	4	Kaltag K-12 School Kitchen Code Upgrade	D	\$ 600,000						
Yukon-Koyukuk	52	5	Johnny Olman School Addition/Renovation	B		\$ 15,500,000					
Yukon-Koyukuk	52	6	Minto Contaminated Soil Remediation	D		\$ 300,000					
Yukon-Koyukuk	52	7	Koyukuk K-12 School Upgrade	C		\$ 6,000,000					
Yukon-Koyukuk	52	8	Nulato K-12 School Entry Stairs, ramp Canopy renovation	C		\$ 200,000					
Yupiit	54	1	Tuluksak K-12 School Fuel Tank Replacement	D	\$ 4,664,317						
yupiit	54	2	Audiable Fire Alarm Upgrades, Akiak	D	\$ 204,580						
Yupiit	54	3	Mechanical and Fire Protection Upgrades, 3 sites	D	\$ 1,583,814						
Yupiit	54	4	EmergencyGenerator upgrade	C		\$ 1,370,914					
Yupiit	54	5	Boiler Upgrades, 3 Schools	C		\$ 2,543,800					
Yupiit	54	6	Kitchen Upgrades, 3 Schools	C		\$ 4,376,304					
Yupiit	54	7	Structural Leveling, 3 Schools	C			\$ 5,000,000				
Yupiit	54	8	IT Infastructure/Electrical Upgrades, 3 Schools	C			\$ 405,464				
Yupiit	54	9	Bathroom and Locker Room Renovation, 3 Schools	C			\$ 2,739,489				
Yupiit	54	10	Exterior Renovations, 3 Schools	C				\$ 4,609,818			
Yupiit	54	11	Classroom Flooring Replacement, 3 Schools	C				\$ 728,000			
Yupiit	54	12	Window Replacement, 3 Schools	C				\$ 2,739,489			
Yupiit	54	13	Window Replacement, 3 Schools	C				\$ 604,173			
Yupiit	54	14	Classroom Cabinetry and Countertop Replacement, 3 Schools	C				\$ 806,536			
Yupiit	54	15	Playground Construction, 3 Schools	F				\$ 635,670			
Yupiit	54	16	Exterior Door Replacement, 3 Schools	C				\$ 100,376			
Yupiit	54	17	Locker Renewal, 3 Schools	C				\$ 72,036			
Yupiit	54	18	Akiachak and Akiak Generator Refurbishment	C				\$ 79,438			
Yupiit	54	19	Interior Classroom Door Replacement	F				\$ 142,695			

District Name	District #	Priority	Project Location and Description	Primary Purpose	FY26	FY27	FY28	FY29	FY30	FY31	FY26 Reuse	
Yupiit	54	20	Classroom Furniture Replacement	F					\$ 267,312		N	
Yupiit	54	21	Tuluksak K-12 School Generator Replacement	C						\$ 691,361	N	
Yupiit	54	22	Boiler Refurbishment, 3 Schools	F						\$ 769,080	N	
Yupiit	54	23	Akiakchak BIA School Abatement and Demolition	A						\$ 5,000,000	N	
Yupiit	54	24	Akiak BIA School Abatement and Demolition	A						\$ 1,500,000	N	
<b>Total Six-Year Plan Estimate: \$</b>					<b>1,846,645,049</b>	FY Totals: \$ 929,493,591	\$ 262,226,052	\$ 165,143,750	\$ 214,423,650	\$ 153,760,753	\$ 121,597,253	\$ 276,230,777



**CIP Grant Requests and Funding History FY 16 to FY 26**

	FY2016	FY2017	FY2018	FY2019	FY2020	FY2021	FY2022	FY2023	FY2024	FY2025	FY2026
<b>CIP Grant Requests</b>											
Total Applications	126	127	131	105	86	120	125	113	118	116	105
Percent of Districts Applying	66%	68%	70%	58%	51%	64%	57%	55%	55%	53%	60%
# Projects Reusing Scores	57	27	67	39	24	40	55	41	34	62	30
Major Maintenance	102	98	107	84	72	102	108	97	97	95	83
MM Total \$ <sup>(*)</sup>	\$172,195,526	\$181,570,096	\$164,887,094	\$142,892,281	\$113,787,100	\$148,986,253	\$187,285,413	\$196,637,613	\$217,866,788	\$249,060,086	\$260,993,787
School Construction	18	18	15	11	11	14	17	13	17	19	19
SC Total \$ <sup>(*)</sup>	\$230,920,120	\$206,267,345	\$123,294,419	\$179,214,343	\$190,238,739	\$142,797,809	\$162,305,916	\$192,775,088	\$195,666,783	\$260,489,844	\$363,644,964

Notes:  
 (\*) Total \$ is State Share

**School Construction and Major Maintenance Funding**

MM Grant Funded	\$13,491,192	\$0	\$7,851,952	\$32,534,280 <sup>(1)</sup>	\$7,365,723	\$1,896,395 <sup>(1)</sup>	\$0	\$49,376,976 <sup>(1)</sup>	\$19,566,487	\$62,761,729	\$0
SC Grant Funded	\$43,237,400	\$74,715,471 <sup>(1)</sup>	\$45,325,477 <sup>(1)</sup>	\$50,131,111 <sup>(1)</sup>	\$35,123,526 <sup>(1)</sup>	\$0	\$12,608,008 <sup>(1)</sup>	\$91,745,168 <sup>(1)</sup>	\$50,850,443 <sup>(1)</sup>	\$30,964,499 <sup>(1)</sup>	\$0
Percent Grant \$ Funded	14.1%	19.3%	18.5%	25.7%	14.0%	0.6%	3.6%	36.2%	17.0%	18.4%	0.0%
Percent Applications Funded	4.2%	3.4%	16.4%	25.3%	3.6%	0.9%	1.6%	21.8%	5.3%	25.4%	0.0%
Debt Projects	\$0	\$0	\$0	\$0	\$0	\$0	\$0	\$0	\$0	\$0	\$0

Notes:  
 Grant Projects Funded includes all reappropriated or reallocated funding, including grant funding reported in prior fiscal years, as of July 1, 2024  
<sup>(1)</sup> Includes AS 14.11.025 grants





# PM State-of-the-State

## Report of DEED Maintenance Assessments and Related Data

AS OF 8/15/2024

District	Date of Last Visit	Year of Next Visit	Approved FAIS	Maintenance Management	Energy	Custodial	Training	R&R Schedule	Status	Maint. Program	Program Name	CIP Eligible
Alaska Gateway	4/11/2022	2027	Y	Y	Y	Y	Y	Y	6 of 6	W	Brightly	Yes
Aleutian Region	7/19/2011	2026	Y	N	Y	Y	Y	Y	5 of 6	W	Brightly	No
<b>Aleutians East</b>	11/12/2019	<b>2025</b>	Y	Y	Y	Y	Y	Y	6 of 6	W	MC*	Yes
Anchorage	1/17/2023	2028	Y	Y	Y	Y	Y	Y	6 of 6	W	Brightly	Yes
Annette Island	2/12/2021	2026	Y	Y	Y	Y	Y	Y	6 of 6	W	Brightly	Yes
<b>Bering Strait</b>	4/14/2019	<b>2025</b>	Y	Y	Y	Y	Y	Y	6 of 6	W	Brightly	Yes
Bristol Bay Borough	5/6/2024	2029	Y	Y <sup>P</sup>	Y	Y	Y <sup>P</sup>	Y	6 of 6	W	MC*	Yes
Chatham	4/27/2022	2027	Y	Y	N	Y	Y	Y	5 of 6	W	MC*	No
Chugach	1/20/2023	2028	Y	Y	Y	Y	Y	Y	6 of 6	W	MC*	Yes
Copper River	4/13/2022	2027	Y	Y	Y	Y	Y	Y	6 of 6	W	Brightly	Yes
<b>Cordova</b>	1/15/2020	<b>2025</b>	Y	Y	Y	Y	Y	Y	6 of 6	W	Brightly	Yes
Craig City	11/15/2021	2027	Y	Y	Y	Y	Y	Y	6 of 6	W	MC*	Yes
Delta/Greely	4/4/2022	2027	Y	Y	Y	Y	Y	Y	6 of 6	W	Brightly	Yes
<b>Denali Borough</b>	12/18/2019	<b>2025</b>	Y	Y	Y	Y	Y	Y	6 of 6	W	MC*	Yes
Dillingham City	4/6/2021	2026	Y	Y	Y	Y	Y	Y	6 of 6	W	MC*	Yes
Fairbanks North Star Borough	3/24/2023	2028	Y	Y	Y	Y	Y	Y	6 of 6	W	Web Help Desk	Yes
Galena City	3/20/2023	2028	Y	Y	Y	Y	Y	Y	6 of 6	W	MC*	Yes
Haines Borough	1/19/2021	2026	Y	Y	Y	Y	Y	Y	6 of 6	W	Brightly	Yes
Hoonah City	4/28/2022	2027	Y	Y	Y	Y	Y	Y	6 of 6	W	MC*	Yes
Hydaburg City	11/17/2021	2027	Y	Y	N	Y	Y	Y	5 of 6	W	MC*	No
<b>Iditarod Area</b>	4/8/2019	<b>2025</b>	Y	Y	Y	Y	Y	Y	6 of 6	W	Brightly	Yes
Juneau	5/17/2021	2026	Y	Y	Y	Y	Y	Y	6 of 6	L	TMA	Yes
<b>Kake City</b>	2/4/2020	<b>2025</b>	Y	Y	Y	Y	Y	Y	6 of 6	W	MC*	Yes
<b>Kashunamiut</b>	2/25/2020	<b>2025</b>	Y	Y	Y	Y	Y	Y	6 of 6	W	MC*	Yes
Kenai Peninsula Borough	3/28/2023	2028	Y	Y	Y	Y	Y	Y	6 of 6	W	Brightly	Yes
Ketchikan Gateway Borough	2/8/2021	2026	Y	Y	Y	Y	Y	Y	6 of 6	W	Brightly	Yes
Klawock City	11/16/2021	2026	Y	Y	Y	Y	Y	Y	6 of 6	W	MC*	Yes
<b>Kodiak Island Borough</b>	5/29/2020	<b>2025</b>	Y	Y	Y	Y	Y	Y	6 of 6	W	Brightly	Yes
<b>Kuspuk</b>	3/3/2020	<b>2025</b>	Y	Y	Y	Y	Y	Y	6 of 6	W	MC*	Yes
Lake & Peninsula Borough	5/8/2024	2029	Y	Y	Y	Y	Y	Y	6 of 6	W	Manager Plus	Yes
<b>Lower Kuskokwim</b>	3/25/2019	<b>2025</b>	Y	Y	Y	Y	Y	Y	6 of 6	W	Manager Plus	Yes
Lower Yukon	4/29/2024	2029	Y	Y	Y	Y	Y	Y	6 of 6	W	MC*	Yes
Mat-Su Borough	2/1/2022	2027	Y	Y	Y	Y	Y	Y	6 of 6	W	Team Dynamix	Yes
<b>Nenana City</b>	12/17/2019	<b>2025</b>	Y	Y	Y	Y	Y	Y	6 of 6	W	MC*	Yes
Nome	5/3/2022	2027	Y	Y	Y	Y	Y	Y	6 of 6	W	Brightly	Yes
North Slope Borough	5/8/2023	2028	Y	Y	Y	Y	Y	Y	6 of 6	W	Brightly	Yes
Northwest Arctic Borough	5/4/2021	2026	Y	Y	Y	Y	Y	Y	6 of 6	W	MC*	Yes
Pelican City	11/15/2022	2028	Y	Y	Y	Y	Y	Y	6 of 6	W	MC*	Yes
Petersburg	3/9/2021	2026	Y	Y	Y	Y	Y	Y	6 of 6	W	Brightly	Yes
<b>Pribilof</b>	5/25/2020	<b>2025</b>	Y	Y	Y	Y	Y	Y	6 of 6	W	MC*	Yes
Sitka	3/8/2022	2027	Y	Y	Y	Y	Y	Y	6 of 6	W	Brightly	Yes
<b>Skagway</b>	9/5/2018	<b>2025</b>	Y	N	N	Y	N	Y	3 of 6	W	Brightly	No
Southeast Island	11/18/2022	2027	Y	Y	Y	Y	Y	Y	6 of 6	W	MC*	Yes
Southwest Region	4/7/2021	2026	Y	Y	Y	Y	Y	Y	6 of 6	W	Brightly	Yes
St Mary's	5/1/2024	2029	Y	Y	Y	Y	Y	Y	6 of 6	W	MC*	Yes
<b>Unalaska City</b>	5/25/2020	<b>2025</b>	Y	Y	Y	Y	Y	Y	6 of 6	W	Brightly	Yes
Valdez City	4/25/2023	2028	Y	Y	Y	Y	Y	Y	6 of 6	W	MC	Yes
Wrangell	3/11/2021	2026	Y	Y	Y	Y	Y	Y	6 of 6	W	MC*	Yes
<b>Yakutat</b>	1/14/2020	<b>2025</b>	Y	Y	Y	Y	Y	Y	6 of 6	W	MC*	Yes
Yukon Flats	11/20/2023	2029	Y	Y	Y	Y	Y	Y	6 of 6	W	MC*	Yes
Yukon-Koyukuk	11/15/2023	2029	Y	Y	Y	Y	Y	Y	6 of 6	W	Brightly	Yes
<b>Yupitit</b>	2/27/2020	<b>2025</b>	Y	Y	Y	Y	Y	Y	6 of 6	W	MC*	Yes

In Compliance

52

50

49

52

51

52

48

48

### Legend

N = Not in compliance

Y = In full compliance

Y<sup>P</sup> = Provisional compliance

FAIS = Fixed Asset Inventory System

W = Web-based Computerized Maintenance Management System

L = Local Area Network (LAN) Computerized Maintenance Management System

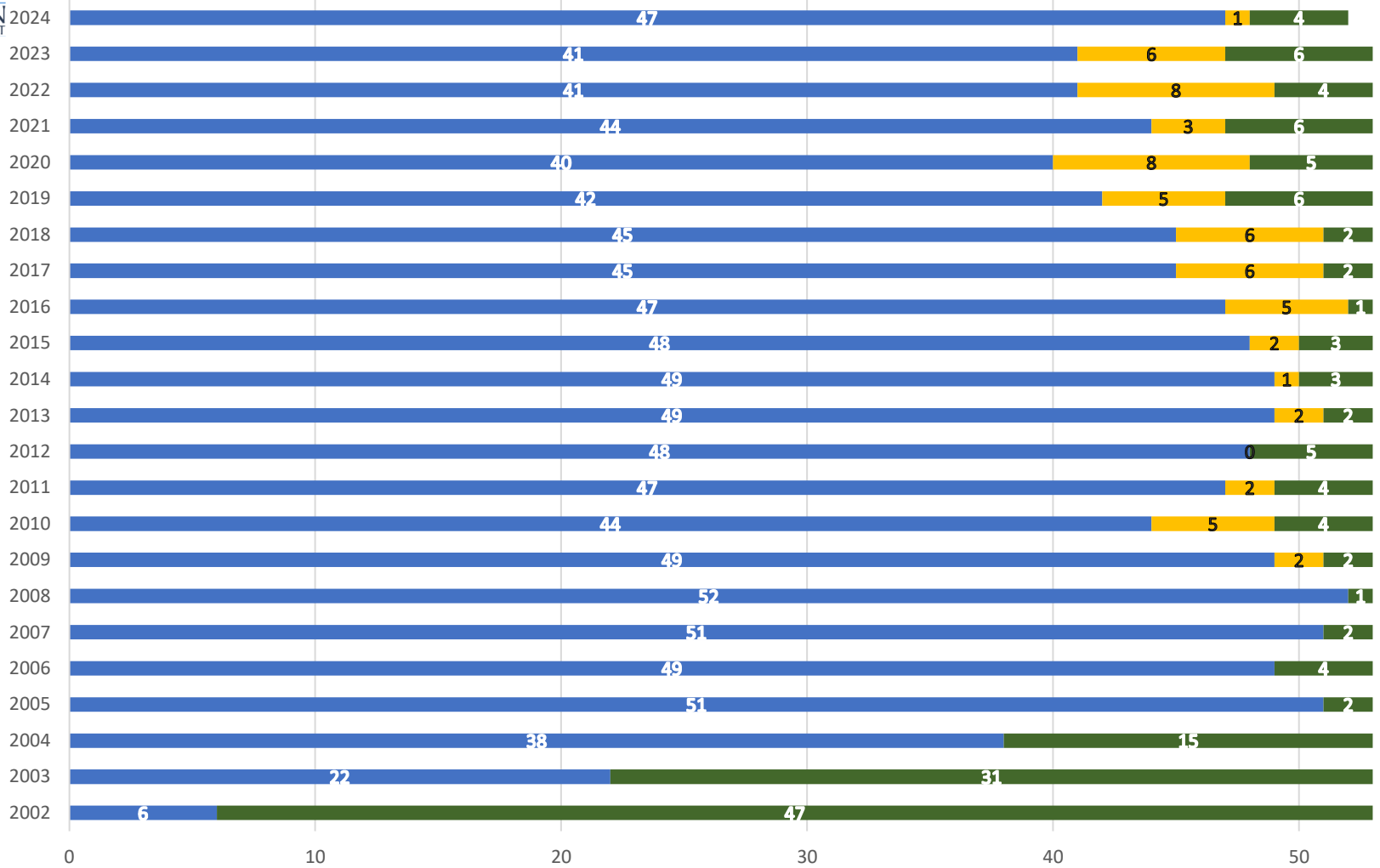
\* = Use MC (Maintenance Connection) through SERRC Service Contract

**Bold** - Site visit pending

"Year of Next Visit" dates are subject to change at the department's discretion. School Districts will be notified in a timely manner if scheduled visit dates listed on this report are altered.



# MAINTENANCE & FACILITY MANAGEMENT - HISTORY OF DISTRICT COMPLIANCE



	2002	2003	2004	2005	2006	2007	2008	2009	2010	2011	2012	2013	2014	2015	2016	2017	2018	2019	2020	2021	2022	2023	2024
■ Aug Full Compliant	6	22	38	51	49	51	52	49	44	47	48	49	49	48	47	45	45	42	40	44	41	41	47
■ Aug Provisional								2	5	2	0	2	1	2	5	6	6	5	8	3	8	6	1
■ Aug Ineligible	47	31	15	2	4	2	1	2	4	4	5	2	3	3	1	2	2	6	5	6	4	6	4

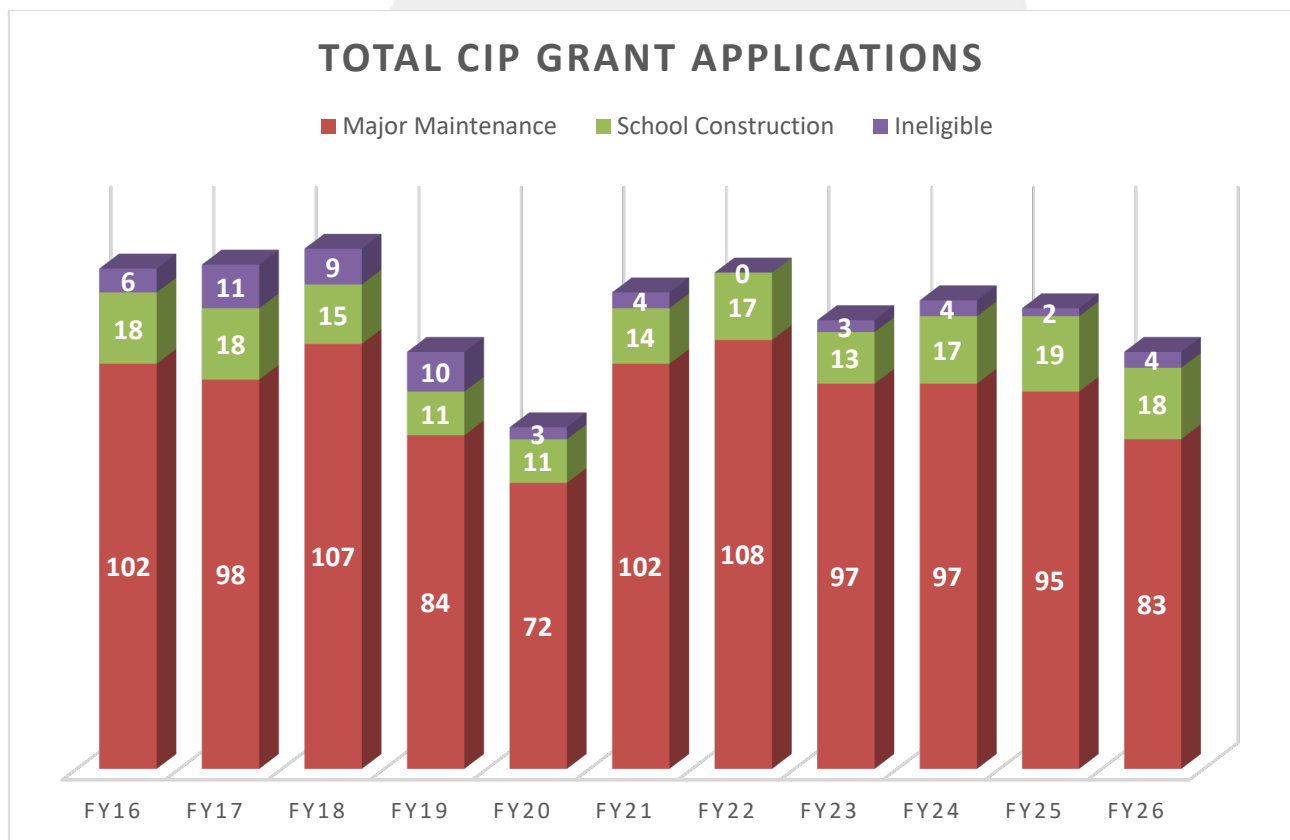


To: Bond Reimbursement & Grant Review Committee  
From: School Facilities  
Date: December 3, 2024

## CIP APPLICATION BRIEFING

### *General Issues*

The application numbers were slightly lower, but generally consistent with the past few cycles considering the number of funded projects that occurred with the last budget cycle. There is still uncertainty regarding available state funding for school capital projects when compared with the expense of preparing applications; however, the push of deferred maintenance is keeping current application numbers in line with recent trends. The graph below shows the department's standard data points for this assessment.



Thirty-one districts applied for CIP grants this year, which is an increase in participation from prior years and the highest since FY2024 when districts reacted to two years of significant project funding.

The department continues to note lack of consistency between application information or improper filling out of application sections that could be minimized with web-based data entry that includes automatic double checks and user warnings. Facilities is actively seeking and advocating for a path forward with an online application.

### ***Eligibility***

It remains the goal of the department to have zero applications deemed ineligible. Having a district make the effort to prepare an application only to have the intent of that effort go unrealized when that application is disappointing—for everyone. Every reasonable effort to minimize this occurrence is warranted. In the FY2026 CIP cycle, four projects were determined to be ineligible. Two were not on the first year of the district’s six-year plan, one did not meet criteria established by the application instructions, and one had substantial scope overlap to that of an active debt project.

### ***Rating Issues***

During the FY2026 rating process, minimal issues were noted with the existing rating procedures. As a new team of raters, the *Guidelines for Raters* provided clear direction for assigning points in all categories. The Facilities team is reviewing the evaluative and formula-driven scoring topics identified by the department in prior briefings and will bring forward any previously noted issues after proper consideration.

### **Evaluative Scoring**

#### *Code Deficiency, Protection of Structure, Life Safety*

The current weighting formula for this category still appears to be performing as expected, with the intent of adjusting projects with high point-value LS items that have a low cost-to-correct with low-point value items with a high cost-to-correct. The table below shows the top 20 scores awarded (and reused) in the LS category over the past 10 CIP years.  
(see table next page)

	*		**								FY26
	FY17	FY18	FY19	FY20	FY21	FY22	FY23	FY24	FY25	(Init)	
<i>High</i>	35.00	30.67	30.67	39.50	50.00	50.00	50.00	50.00	50.00	50.00	
<i>2<sup>nd</sup></i>	31.33	29.67	29.33	39.41	42.00	50.00	50.00	50.00	50.00	50.00	
<i>3<sup>rd</sup></i>	30.67	29.33	29.00	29.64	40.64	48.30	48.30	43.42	49.31	50.00	
<i>4<sup>th</sup></i>	29.33	29.33	27.00	29.63	39.50	41.42	48.17	33.28	43.61	50.00	
<i>5<sup>th</sup></i>	28.33	29.00	24.33	27.48	37.51	39.33	41.50	31.46	42.66	49.00	
<i>6<sup>th</sup></i>	28.33	28.33	24.33	26.67	35.85	38.00	41.42	31.42	40.28	47.00	
<i>7<sup>th</sup></i>	28.33	27.00	22.67	23.21	34.91	37.51	39.33	29.69	37.94	46.00	
<i>8<sup>th</sup></i>	27.33	26.67	21.67	21.67	33.77	35.85	38.00	27.66	37.67	45.33	
<i>9<sup>th</sup></i>	27.33	26.67	21.00	21.28	31.91	33.77	34.03	25.00	34.15	42.66	
<i>10<sup>th</sup></i>	26.67	26.33	21.00	20.67	29.64	31.91	29.19	23.04	32.85	41.67	
<i>11<sup>th</sup></i>	26.33	26.33	20.67	19.67	29.63	29.16	28.62	22.99	32.61	39.48	
<i>12<sup>th</sup></i>	26.33	26.33	20.33	19.00	29.00	29.00	28.40	22.84	30.05	37.67	
<i>13<sup>th</sup></i>	26.33	26.00	20.00	18.18	27.67	28.40	27.90	21.35	30.00	32.85	
<i>14<sup>th</sup></i>	26.00	25.67	20.00	18.00	27.48	27.67	27.66	21.05	28.00	30.61	
<i>15<sup>th</sup></i>	25.67	25.33	20.00	17.33	27.00	27.00	26.76	20.98	28.00	30.22	
<i>16<sup>th</sup></i>	25.67	25.00	19.67	17.33	26.67	23.58	25.56	20.69	27.67	27.33	
<i>17<sup>th</sup></i>	25.67	24.67	19.67	17.13	24.00	21.87	25.00	20.66	27.66	25.86	
<i>18<sup>th</sup></i>	25.33	24.33	19.67	16.67	23.21	21.84	23.58	20.52	25.00	25.79	
<i>19<sup>th</sup></i>	25.00	24.33	19.67	15.58	21.59	21.00	23.04	20.20	25.00	25.25	
<i>20<sup>th</sup></i>	24.67	24.00	19.33	15.33	21.28	20.79	22.99	20.01	24.85	25.00	
<i>Average of above</i>	27.48	26.75	22.50	22.67	31.66	32.91	33.97	27.81	37.27	38.59	

Notes: \* Application re-write completed in FY17 with a stated purpose of assigning higher scores to projects, utilizing a broader range in the LS scoring category.

\*\* Introduction of the new LS matrix in FY20.

The number of projects achieving the top score of 50 points in this category is continuing to grow. The department will continue to monitor this trend to determine whether this is a potential issue with the weighting calculation or is a natural shift in district applications to adapt to the change in scoring, or if it is a reflection of aging facility conditions and needs. The department is proposing to stay with the current weighting factor adopted in the FY24 cycle for another rating year.

Districts selecting multiple categories that are duplicate was a problem in several applications this year. For example, selecting “ADA, 1 category”, “ADA, 2 categories”, and “ADA, 3-categories” instead of selecting only one of the three. A web-based application will eliminate this issue. It may be beneficial to include a short one-sentence description of the conditions in future application support materials.

### *Emergency*

*Emergency* scoring continues to have minor issues. Districts continue to check ‘yes’ that a project is an emergency, and the department often determines that the project does not meet the standards of an emergency. Some of the differences could be in evaluating “potential” of the possibility of failure beyond normal repairs whereas the scoring rubric is written to address current situations.

*District Preventive Maintenance and Facility Management*

The scoring criteria laid out in the application instructions and the rater's guide are clear for the five PM category as described in statute. The department will continue to monitor this point category.

**Formula-Driven Scoring**

No significant issues were noted in the formula-driven scoring in the FY26 CIP cycle.

*Prior Funding*

The committee's change to the Prior Funding category, which allowed 15 points for projects that had gone out to bid and were seeking supplemental funding had clear direction for when to assign the different point levels. Four projects were seeking supplemental or phased funding this cycle; one phased project qualified for the full 30 points, one qualified for the new 15 points level, and two did not meet the criteria for points as they were seeking additional funds based on current design estimates or for additional required scope.

***Summary***

The department has identified the above items relating to the CIP process for committee review. If the committee would like to investigate any particular item, the department can prepare additional documentation, or the committee create a subcommittee working group to delve further into a particular matter for upcoming adoption of the FY2027 CIP application in April or for a future cycle.

## Life Cycle Cost Analysis Handbook

---

# PUBLICATION COVER

---

December 3, 2024

### Issue

The department seeks committee approval to send out the draft *Life Cycle Cost Analysis Handbook* for public comment.

### Background

#### *Last Updated/Current Edition*

Publication last updated in 2018. Current edition available on the [department's website](#): [education.alaska.gov/facilities/publications/LCCAHandbook.pdf](http://education.alaska.gov/facilities/publications/LCCAHandbook.pdf).

#### *Summary of Proposed Changes*

The current proposed edits to the publication include straightforward updates of the prior publication and the addition of commissioning to the cost categories. References to the LCCA requirements in the *Alaska School Design & Construction Standards* were also added. Minor updates to the LCCA Workbook spreadsheet tool were also made to include assumptions for maintenance costs and explanations for items. Public comment included requests to simplify some of the concepts, add an option for Cost Benefit Analysis (CBA), and expound on how commissioning and retro-commissioning fit into LCCA.

#### *Version Summary & BRGR Review*

Drafts of the publication were presented to the committee at the following meetings:

- April 11, 2024 – initial draft presented and approved for a period of public comment.
- December 3, 2024 – final draft presented for approval and publication.

### Public Comment

The department issued the publication for public comment on August 17, 2024. No public comment was received.

### BRGR Input and Discussion

No discussion items came up during the public comment process.

### Suggested Motion

“I move that the Bond Reimbursement and Grant Review Committee approve the department’s proposed update of the *Life Cycle Cost Analysis Handbook* for issuance and use by the department.”



# **Guidelines for Utilizing Life Cycle Cost Analysis and Cost-Benefit Analysis**



## CONTRIBUTORS

Tim Mearig, AIA /  
Larry Morris (2<sup>nd</sup> Edition)  
Alaska Department of Education & Early Development  
Juneau, Alaska

Michael Morgan / Nathan Coffee (1<sup>st</sup> Edition)

## Acknowledgements

Thanks to current staff of the Facilities section of DEED for their assistance in producing and editing this 3<sup>rd</sup> Edition and to past staff for their assistance with prior editions titled *Life Cycle Cost Analysis Handbook*, particularly Tim Mearig, AIA, and Larry Morris, Jr.

Thanks also to the Bond Reimbursement and Grant Review Committee members who provided edits and reviewed the publication in its final forms.

This publication may not be reproduced for sale by individuals or entities other than the:

State of Alaska  
Department of Education & Early Development  
Juneau, Alaska

# Table of Contents

---

<b>Table of Contents .....</b>	<b>1</b>
<b>Introduction.....</b>	<b>2</b>
<b>Terminology of Life Cycle Cost Analysis .....</b>	<b>4</b>
Initial & Future Expenses .....	4
Residual Value.....	4
Study Period.....	5
Real Discount Rate .....	6
Constant-Dollars .....	6
Present Value .....	7
<b>Selection of Project Alternatives .....</b>	<b>9</b>
<b>Completion of the Life Cycle Cost Analysis.....</b>	<b>10</b>
Initial Investment Costs .....	10
Operation Costs.....	11
Maintenance & Repair Costs .....	11
Replacement Costs.....	12
Residual Value.....	12
Finalize LCCA.....	13
<b>Cost-Benefit Analysis Alternative .....</b>	<b>14</b>
<b>Summary .....</b>	<b>15</b>
<b>Closing.....</b>	<b>16</b>
<b>Samples .....</b>	<b>17</b>
Life Cycle Cost Analysis Sample .....	17
Life Cycle Cost Analysis – Example .....	22
<b>Appendices .....</b>	<b>28</b>
<b>Appendix A – Life Cycle Cost Categories.....</b>	<b>29</b>
Initial Expenses.....	29
Future Expenses .....	29
<b>Appendix B – Quantity Abbreviations.....</b>	<b>32</b>
<b>Glossary .....</b>	<b>33</b>
<b>Bibliography .....</b>	<b>34</b>

## Introduction

---

For years, the architecture/engineering and construction industries have focused on two primary concerns in the creation of buildings. The first, which is of utmost importance to architects and engineers, is the design of a building. Is the building enjoyable to view and occupy? Does the organization of spaces enhance the user's program? The client expects a building design that satisfies their aesthetic and functional goals.

The second concern, which is the primary focus of contractors, is the construction of a building. How will the building be built? How much will the building cost? The client expects a sound building for the estimated construction cost.

These are typically the primary concerns of a client when the idea of constructing a building is addressed, so it is no surprise that architects and contractors focus their efforts towards this end. These are significant concerns; however, they are not the only concerns that should be addressed when planning future construction.

A third concern that is receiving more attention as building owners investigate the economics of facility management is the cost of operations over the life of a building. The combination of economic theory and computer technology allows for a more sophisticated approach to the design and construction of a facility than ever before. Instead of merely looking at the facility in terms of cost to design and build, owners can broaden their perspective to include operations, maintenance, repair, replacement, and disposal costs. The sum of initial and future costs associated with the construction and operation of a building over a designated period of time is called the life cycle cost.

The *National Institute of Standards and Technology (NIST) Handbook 135, 2022 edition*, defines **Life Cycle Cost (LCC)** as “the total discounted dollar cost of owning, operating, maintaining, and disposing of a building or a building system” over a designated period of time. Life Cycle Cost Analysis (LCCA) is an economic evaluation technique that determines the total cost of owning and operating a facility or building system over a period of time.

Life Cycle Cost Analyses can be performed on any size of building or on individual building systems. Many building owners apply the principles of life cycle cost analysis when making decisions regarding construction or improvements to a facility. From the homeowner who opts for vinyl siding in lieu of wood to the federal highway commission that chooses concrete paving over asphalt, both owners should be taking into consideration the future maintenance and replacement costs in their selections. While initial cost is a factor in their decisions, it is not the only factor.

The guidelines incorporated in this handbook have been developed to assist Alaskan school districts, their consultants, and communities in evaluating the life cycle cost of school construction decisions. The guidelines are based on AS 14.11.013, which directs the Department of Education & Early Development (DEED) to review projects to ensure they are in the best

interest of the state, and AS 14.11.014, which stipulates the development of criteria intended to achieve cost-effective school construction. In support of these statutes, the standard DEED project agreement contains a clause requiring value engineering, and projects may require a full value analysis report. The project agreement language states:

*Value Engineering: During the design of the Project, the Recipient, and the Recipient's consultants, shall incorporate value based design efforts with the goal of reducing the cost of the Project without sacrificing value. A formal Value Analysis may be required as specified in Appendix B.*

It cannot be emphasized enough that the district is best served when they involve the department early in design to review and plan for alternative designs. This will not only help to develop cost effective projects but, also assists both the district and the department to document compliance with clause 9.

In response to these legislative directives, the department evaluates all school construction and major maintenance grant requests based on their initial and long-term costs, i.e., their life cycle cost. This handbook establishes the Life Cycle Cost Analysis technique, and a simpler Cost-Benefit Analysis alternative, and criteria by which educational facility construction alternatives are to be evaluated. It is important to note that the usefulness of a LCCA lies not in the determination of a total cost of a project alternative, but in the ability to compare the cost of project alternatives and to determine which alternative provides the best value per dollar spent.

In 2022, the department introduced the *Alaska School Design & Construction Standards*. These Standards achieve two primary objectives: fulfill a statutory mandate to provide cost-effective construction standards and establish consistency for state aid. The *Standards* apply to all new school construction and new additions to existing buildings. Renovation to existing facilities will adhere to the *Standards*, whenever possible, as approved by DEED.

Selected design features and materials described in Part 2 Design Principles and Part 3 System Standards, have been designated with indicators for an LCCA. The indicators are followed by a numerical scale of 1 through 5 that conform to the following levels:

Designation	Cost Savings
LCCA-1	0% to 2%
LCCA-2	2% to <5%
LCCA-3	5% to <8%
LCCA-4	8% to <12%
LCCA-5	12% to 15%

LCCA-1 has the least life cycle to cost benefit, LCCA-5 has the most benefit.

An LCCA, or a cost-benefit analysis alternative, is required to support certain designated elements in the *Standards* prior to approval by DEED for inclusion in a project. The cost savings are what is expected to be achieved in comparison to baseline options. The LCCA level is shown in the Standards where the element is described.

## Terminology of Life Cycle Cost Analysis

---

Life Cycle Cost Analysis is an essential design process for controlling the initial and the future cost of building ownership. LCCA can be implemented prior to design efforts or at any point in the design process. It can also be an effective tool for evaluation of existing building systems. LCCA can be used to evaluate the total cost of a full range of projects, from an entire site complex to a specific building system component. The Department of Education & Early Development has been charged with the responsibility of determining if a school capital project is in the best interest of the State of Alaska. The effective use of LCCA is vital in demonstrating that a school district's project request is not only the best solution for the district, but also for the State of Alaska.

As defined earlier, Life Cycle Cost is the total discounted dollar cost of constructing, owning, operating, maintaining, and disposing of a building or a building system over a defined period of time. Keeping this definition in mind, one can breakdown the LCC equation into the following three variables: the pertinent **costs** of ownership, the period of **time** over which these costs are incurred, and the **discount rate** that is applied to future costs to equate them with present day costs.

### Initial & Future Expenses

The first component in an LCC equation is cost. There are two major cost categories by which projects are to be evaluated in a LCCA. They are Initial Expenses and Future Expenses. **Initial Expenses** are all costs incurred prior to occupation of the facility. **Future Expenses** are all costs incurred after occupation of the facility. Appendix A outlines the individual costs that are to be evaluated within the two major cost categories.

Defining the exact costs of each expense category can be somewhat difficult since, at the time of the LCC study, nearly all costs are unknown. However, through the use of reasonable, consistent, and well-documented assumptions, a credible LCCA can be prepared.

It should also be noted that not all of the cost categories are relevant to all projects. The preparer is responsible for inclusion of the pertinent cost categories that will produce a realistic LCC comparison of project alternatives. If costs in a particular cost category are equal in all project alternatives, they can be documented as such and removed from consideration in the LCC comparison.

### Residual Value

One future expense that warrants further explanation is that of residual value. **Residual value** is the net worth of a building at the end of the LCCA study period. Unlike other future expenses, an alternative's residual value can be positive or negative, a cost or a value.

Since a LCC is a summation of costs, a negative residual value indicates that there is value associated with the building at the end of the study period. Perhaps the value is a roof that was recently replaced, or it is the building's superstructure that could function for another thirty years. Whatever the reason for the remaining value, it is a tangible asset of building ownership and should be included in the LCCA.

A positive residual value indicates that there are disposal costs associated with the building at the end of the study period. Perhaps, the costs are related to abatement of hazardous material or demolition of the structure. Whatever the cause, these are the costs of building ownership and should be included in the LCCA.

Zero residual value indicates that there is no value or cost associated with the building at the end of the study period. This rare instance occurs if the intended use of the building terminates concurrent with the end of the study period, the owner is unable to sell the building, and the owner is able to abandon the building at no expense.

## Study Period

The second component of the LCC equation is time. The **study period** is the period of time over which ownership and operational expenses are to be evaluated. Typically, the study period can range from twenty to forty years, depending on owner's preferences, the stability of the user's program, and the intended overall life of the facility. While the length of the study period is often a reflection of the intended life of a facility, the study period is usually shorter than the intended life of the facility.

The National Institute of Standards and Technology (NIST) breaks the study period into two phases: the planning/construction period and the service period. The planning/construction period is the time period from the start of the study to the date the building becomes operational (the service date). The service period is the time period from the date the building becomes operational to the end of the study.

Due to the uncertainty of construction funding and the short construction season, the planning/construction period can take several years to complete for an Alaskan school project. To remove the uncertainty regarding the appropriate length of the planning/construction period and to simplify the LCC calculation, the department approves of the assumption that all initial costs will be incurred in the base year of the study. Thus, all initial costs will be entered into the LCCA at their full value.

The DEED recommended study period for LCCA is twenty years. This is due to population fluctuations within communities, the ever-changing nature of educational programs, the relative life span of individual building systems, and the reduced economic impact of costs incurred after twenty years.

The department's LCCA spreadsheet is designed for a twenty-year study period. It can be used to evaluate project options for complete school facilities (new construction and renovation projects), as well as evaluate project options related to individual building systems (roof replacement projects, mechanical upgrade projects, etc.).

## Real Discount Rate

The third component in the LCC equation is the discount rate. The **discount rate**, as defined by *Life Cycle Costing for Design Professionals, 2nd Edition*, is “the rate of interest reflecting the investor's time value of money.” Basically, it is the interest rate that would make an investor indifferent as to whether he received a payment now or a greater payment at some time in the future.

The NIST takes the definition of discount rates a step further by separating them into two types: real discount rates and nominal discount rates. The difference between the two is that the **real discount rate** *excludes* the rate of inflation, and the **nominal discount rate** *includes* the rate of inflation. This is not to say that real discount rates ignore inflation, their use simply eliminates the complexity of accounting for inflation within the present value equation. The use of either discount rate in its corresponding present value calculation derives the same result. For simplicity, this handbook will focus on the use of real discount rates in the calculation of LCC for project alternatives.

Obviously, as the economics of the world around us changes, so does the discount rate. To establish a standard discount rate to be used in LCCA, the department has adopted the U.S. Department of Energy's real discount rate. This rate is updated and published annually in the *Energy Price Indices and Discount Factors for Life-Cycle Cost Analysis – Annual Supplement to NIST Handbook 135*. The publication can be found at <https://www.nist.gov/publications/>

## Constant-Dollars

Just as discount rates can be defined as either real or nominal, so too can costs. The *NIST Handbook 135, 2022 edition*, defines **constant-dollars** as “dollars of uniform purchasing power tied to a reference year and exclusive of general price inflation or deflation.” The NIST defines **current-dollars** as “dollars of nonuniform purchasing power, including general price inflation or deflation, in which actual prices are stated.”

When using the real discount rate in present value calculations, costs must be expressed in constant-dollars. Similarly, when using the nominal discount rate in present value calculations, costs must be expressed in current-dollars. In the rare case that the inflation rate is zero, constant-dollars are equal to current-dollars and the real discount rate is equal to the nominal discount rate.

In practice, the use of constant-dollars simplifies LCCA. For example, suppose one wants to evaluate roofing products over a 30-year period. However, one roofing product must be replaced after 20 years. How much will the replacement of the roof cost in 20 years? By using constant dollars, the guesswork of estimating the escalation of labor and material costs is eliminated. The future constant dollar cost (excluding demolition) to install a new roof in 20 years is the same as the initial cost to install the roof. Any change in the value of money over time will be accounted for by the real discount rate.

## Present Value

To accurately combine initial expenses with future expenses, the present value of all expenses must first be determined. The *NIST Handbook 135, 2022 edition*, defines **present value** as “the time-equivalent value of past, present or future cash flows as of the beginning of the base year.”

The present value calculation uses the discount rate and the time a cost was or will be incurred to establish the present value of the cost in the base year of the study period. Since most initial expenses occur at about the same time, initial expenses are considered to occur during the base year of the study period. Thus, there is no need to calculate the present value of these initial expenses because their present value is equal to their actual cost.

The determination of the present value of future costs is time dependent. The time period is the difference between the time of initial costs and the time of future costs. Initial costs are incurred at the beginning of the study period in Year 0, the base year. Future costs can be incurred anytime between Year 1 and the final year of the study period. The present value calculation is the equalizer that allows the summation of initial and future costs.

Along with time, the discount rate also dictates the present value of future costs. Because the current discount rate is a positive value (inflation), future expenses will have a present value less than their cost at the time they are incurred.

Future costs can be broken down into two categories: one-time costs and recurring costs.

**Recurring costs** are costs that occur every year over the span of the study period. Most operating and maintenance costs are recurring costs. **One-time costs** are costs that do not occur every year over the span of the study period. Most replacement costs are one-time costs.

To simplify the LCCA, all recurring costs are expressed as annual expenses incurred at the end of each year and one-time costs are incurred at the end of the year in which they occur. To determine the present value of future one-time costs the following formula is used:

$$PV = A_t \times \frac{1}{(1 + d)^t}$$

Where:

PV = Present Value



- $A_t$  = Amount of one-time cost at a time “t”  
 $d$  = Real Discount Rate  
 $t$  = Time (expressed as number of years)

To determine the present value of future recurring costs the following formula is used:

$$PV = A_0 \times \frac{(1 + d)^t - 1}{d \times (1 + d)^t}$$

Where:

- $PV$  = Present Value  
 $A_0$  = Amount of recurring cost  
 $d$  = Real Discount Rate  
 $t$  = Time (expressed as number of years)

## Selection of Project Alternatives

---

Prior to beginning an LCCA, project alternatives need to be established. These alternatives should be distinctly different and viable solutions to the facility issue being addressed. The chosen alternative is to be the most reasonable and cost-effective solution to the project problem. A minimum of three different project alternatives should be incorporated into the LCCA. A brief description of each project alternative and why it was chosen should be included in the LCCA.

Listed below are some possible project options that should be considered while selecting the most viable, reasonable, and cost-effective alternatives. These options are based on statutory language found in AS 14.11 and are included in the instructions to the annual CIP grant applications.

- Renovation and addition to the existing school facility.
- Rental and remodel of an existing local facility.
- Purchase and remodel of an existing local facility.
- Alteration of the attendance area boundary.
- Demolition of existing school and construction of a new school on the same site.
- The use of double shifting or year round school.
- Sale of existing school and construction of a new school on a new site.

Renovation and addition to the existing facility must be considered as at least one of the project alternatives for replacement school projects. A “No Action” alternative is not an acceptable project alternative. Options for the replacement of a building system could include replacement of select items, refurbishment, phasing the replacement in sections or different materials or equipment type.

An LCCA for each of the selected project alternatives is to be generated using the DEED LCCA spreadsheet or other software. The department’s spreadsheet is available online at:

<https://education.alaska.gov/facilities/publications>

## Completion of the Life Cycle Cost Analysis

---

A LCCA can be performed in a variety of ways without compromising the results if the assumptions that shape the LCCA employ reasonable and consistent judgement. Given the various methods used to perform a LCCA, the Department of Education & Early Development has outlined the basic steps for preparation of a LCCA below.

This is not intended to be the only way a LCCA should be prepared, but it is meant to clarify the department's expectations. This outline should also enable school districts to judge for themselves the quality of services provided by their consultants.

The LCCA needs only to address cost categories that are pertinent to the scope of the project. However, to insure accurate comparison of alternatives, all LCCA evaluations of the project alternatives must incorporate the same cost categories. The LCCA of each project alternative should include:

- A brief description of the project alternative.
- A brief explanation as to why the project alternative was selected.
- A brief explanation of the assumptions made during the LCCA.
- Conceptual or schematic documentation indicating the design intent of the alternative.
- A site plan showing the integration of the proposed facility on the site and necessary site improvements (for projects involving additions or new construction).
- A detailed LCCA of the project alternative.
- A summary table that compares the total life cycle costs of Initial Investment, Operations, Maintenance & Repair, Replacement, and Residual Value of all the project alternatives.

### Initial Investment Costs

The first step in the completion of the LCCA of a project alternative is to define all the initial investment costs of the alternative. **Initial investment costs** are costs that will be incurred prior to the occupation of the facility. All initial costs are to be added to the LCCA total at their full value. Appendix A lists the minimum initial investment cost categories that are to be addressed.

The level of detail of these costs should be commensurate with the level of project detail. Construction costs can be derived by using the DEED Cost Model spreadsheet, construction cost literature, contractor quotes, or professional cost estimating consultants.

## Operation Costs

The second step in the completion of the LCCA of a project alternative is to define all the future operation costs of the alternative. The **operation costs** are annual costs, excluding maintenance and repair costs, involved in the operation of the facility. Most of these costs are related to building utilities and custodial services. All operation costs are to be discounted to their present value prior to addition to the LCCA total. Appendix A lists the minimum operation cost categories that are to be addressed in the LCCA.

Operation costs that are not directly related to the building should usually be excluded from the LCCA. An example of a cost that should be excluded is the cost of office materials. While it is an annual operating expense, it has nothing to do with the operation of the building but is instead a function of the building user.

However, should project alternatives generate different requirements of the user, it is appropriate to include these costs. An example of such a situation is the comparison of a year round school alternative with an alternative that uses the traditional nine month school season. It is quite possible that the two alternatives would have different staffing requirements. While staffing is not a building operation cost, it should be included in the LCCA to provide an accurate comparison of the alternatives.

## Maintenance & Repair Costs

The third step in the completion of the LCCA of a project alternative is to define all the future maintenance and repair costs of the alternative. For simplicity, maintenance and repair costs have been combined in the department's LCCA spreadsheet. It should be noted that there is a distinct difference between the two costs.

**Maintenance costs** are scheduled costs associated with the upkeep of the facility. An example of a maintenance cost is the cost of an annual roof inspection and caulking of the building's roof penetrations. This task is a scheduled event that is intended to keep the building in good condition.

**Repair costs** are unanticipated expenditures that are required to prolong the life of a building system without replacing the system. An example is the repair of a broken window. This is an unscheduled event that does not entail replacement of the entire window unit, merely the replacement of the broken pane.

Some maintenance costs are incurred annually and others less frequently. Repair costs are, by definition, unforeseen so it is impossible to predict when they will occur. For simplicity, maintenance and repair costs should be treated as annual costs. All maintenance and repair costs are to be discounted to their present value prior to addition to the LCCA total. Appendix A lists the minimum maintenance and repair cost categories that are to be addressed in the LCCA.

It is important to note that all options are not ‘created equal’. At first glance, maintenance and repair costs could be judged to be equal for all alternatives. However, the department urges districts to delve deeper and ask, “Is it possible that an alternative is more susceptible to damage than others?” Facility location, age of building systems, and variations in exterior envelope area are just a few factors that should be considered when estimating maintenance and repair costs for project alternatives. Credible explanation of the district’s evaluation assumptions should be included in the LCCA.

Due to the variation in the Alaskan climate and building conditions, the department recommends using actual historical data and the district’s preventative maintenance plan to generate maintenance and repair costs. Since maintenance and repair costs are typically part of the school’s operating budget, historical costs for this work should be available. When actual maintenance costs are unavailable, costs can be derived from use of available literature or cost estimating consultants.

## Replacement Costs

The fourth step in the completion of the LCCA of a project alternative is to define all the future replacement costs of the alternative. **Replacement costs** are anticipated expenditures to major building system components that are required to maintain the operation of a facility. All replacement costs are to be discounted to their present value prior to addition to the LCCA total. Appendix A lists the minimum replacement cost categories that are to be addressed in the LCCA.

Replacement costs are typically generated by replacement of a building system or component that has reached the end of its useful life. An example of a replacement cost is the replacement of a boiler. A boiler has a life expectancy that is shorter than that of the facility it serves. At some point it will fail and require replacement to keep the facility operational.

Since this handbook assumes the use of the constant-dollar approach to LCCA, the cost to replace a building component in the future will be the same as the current cost of the building component plus demolition costs and any alterations of existing systems required for the new component(s). Replacement costs can be derived from use of the DEED Cost Model spreadsheet, construction cost literature, contractor quotes, historical data, or cost estimating consultants.

## Residual Value

The fifth step in the completion of the LCCA of a project alternative is to define the residual value of the alternative. **Residual value**, as defined earlier, is the net worth of a building or building system at the end of the LCCA study period. This is the only cost category in a LCCA where a negative value, one that reduces cost, is acceptable.

The residual value of a facility or building system is especially important when evaluating project alternatives that have different life expectancies. An example is the evaluation of two roofing alternatives, a metal roof versus a composition shingle roof.

The shingle roof has a life span of 20 years whereas the metal roof is expected to last 40 years. In a LCCA over a 30-year study period the shingle roof will have to be replaced, thus incurring replacement costs. The metal roof will not require replacement; thus, no replacement costs will be incurred. The residual value of each option is to be calculated as follows:

Metal Roof Residual Value = (Initial Cost) x (Age of Metal Roof/Metal Roof Life - 1)

Shingle Roof Residual Value = (Initial Cost) x (Age of Shingle Roof/Shingle Roof Life - 1)

The metal roof has a residual value of one quarter its initial cost because at the end of the study period three-quarters of its intended life will have been consumed. The shingle roof has a residual value of half its initial cost because a replacement roof was installed ten years prior. Thus, at the end of the study period, half of the *current* shingle roof's intended life will have been consumed.

The residual value of a project alternative can be established in several different ways depending on the level of detail available. However, project solutions that opt for a new replacement facility in lieu of renovation and addition to the existing facility should establish residual value on a building systems basis.

## **Finalize LCCA**

Once all pertinent costs have been established and discounted to their present value, the costs can be summed to generate the total life cycle cost of the project alternative. After this has been done for all the viable project alternatives, a summary of the results should be prepared. The summary of project alternatives should compare the total life cycle costs of Initial Investment, Operations, Maintenance & Repair, Replacement, and Residual Value of all the project alternatives.

It is anticipated that the project alternative with the lowest overall life cycle cost will be the project alternative presented in the school district's Capital Improvement Project (CIP) request.

## Cost-Benefit Analysis Alternative

---

The above-described LCCA is very beneficial towards making informed choices during design and construction of educational facilities. Alternatively, for simpler comparisons, there is a Cost-Benefit Analysis (CBA). A CBA should be reserved for simpler comparisons where the return on investment is limited to less than or near 10 years. Choosing between a LCCA or a CBA should be discussed with the owner, consultant, and possibly the department.

Discussion of possible alternatives should begin early in the project planning. Alternatives can be incorporated into the project efficiently if researched and costed prior to 65% design development deliverables. This is also a good time to discuss alternatives with the department. Utilizing an on-line system can make discussions easier and more efficient, this can help to show the intention to utilize alternatives and develop a project in the state's best interest.

The example below, considering roof insulation options, could be performed with a CBA if the return on investment were less than 10 years. Savings is calculated as shown and the costs can be from a professional estimate or from bid alternates. With a 10-year study of costs and benefits, the time cost of money is relatively small and can be ignored. The potential pricing inflation can be a secondary consideration. The consideration of future cost of heat (fuel) can either be ignored or considered depending on the confidence of future changes.

### Example: Roof Insulation Alternatives

	Base (R-40)	Alt #1 (R-60)	Alt #2 (R-80)
Cost of Construction	\$165,700	\$171,100	\$180,450
Net of Base	0	5,400	14,750
Cost of Heat @ \$3.00/gal	\$2,454/yr.	\$1,635/yr.	\$1,227/yr.
Net of Base	0	\$819/yr.	\$1,227/yr.
ROI (yrs.)		6.6yrs.	12.0yrs.

In this CBA, alternate #1 (R-60) is an easy choice at 6.6 years of payback. Alternate #2 (R-80) is a payback of 12 years. In this scenario, at 12 years, a choice would have to be made whether the CBA is sufficient to make a decision on the alternative selection, or whether a full LCCA should be performed. Both answers could be justified.

## Summary

---

This handbook was created to assist school districts and consultants in the ability to make informed choices in proposed educational facility construction projects. The Department of Education & Early Development is responsible for ensuring that funded projects are in the best interest of the State of Alaska and are cost-effective solutions. The submittal of realistic LCCAs assists in such a determination.

Unfortunately, not all grant applications have convinced the department that the proposed project was the best and most cost-effective solution. Problems encountered with LCCAs have ranged from faulty methodology to the use of “straw man” alternatives. To assist school districts in avoiding the problems that have surfaced in previous LCCAs, the following list of suggestions is provided:

- Evaluate all project alternatives by the same cost categories, over the same study period, using the same discount rate.
- Include only cost categories that are pertinent to the project scope. If one project alternative incurs costs in a specific cost category, that cost category must be included in all other project alternatives even if no costs are incurred.
- Use the constant-dollar approach to LCCA. This is especially important when defining Replacement Costs.
- Include demolition costs of a building component or system when calculating its Replacement Cost.
- Project alternatives that surplus buildings to the State of Alaska are required to include the cost of demolition in their LCCA.
- Project alternatives that surplus buildings to the local community are required to include the cost of hazardous material abatement in their LCCA.
- Define at least three viable project alternatives for further study. The selected alternatives should be distinctly different to cover the spectrum of possible options. A “No Action” or repair alternative is not considered a viable project alternative.
- All project alternatives must be viable options (i.e., no “straw man” alternatives).
- Address why a project alternative is in the best interest of the State of Alaska.

The best method approach is to initiate alternative discussions between the district, consultant, and the department early on in planning and design. A well planned and developed alternative approach to your project will help to insure the best possible results and help to show that the district has met the project requirements during closeout with the department.



## Closing

---

The guidelines incorporated in this handbook are intended to assist Alaska school districts with the evaluation of various educational facility project alternatives using LCCA. The process of performing a LCCA will heighten understanding of the proposed project among designers and district representatives. Often, cost saving ideas are generated that can be applied to more than one alternative. These ideas can direct the final design of a project toward cost-effective construction and enhance the overall value of a project.

The use of LCCA enables projects to be evaluated by their long-term costs rather than just their initial construction cost. This requires facility owners to consider the long-term operations and maintenance costs of a facility design. The emphasis on future facility costs directly benefits school districts. A building design that minimizes future operations and maintenance expenses leaves more money in the school district's operating budget, thus making more funds available for the education of the students.

LCCA is also a means of supporting certain elements of a design in relation to the *Alaska School Design & Construction Standards*. A design that aspires to utilize certain designated elements must employ LCCA to demonstrate that the option provides for cost-effective design.

The Department of Education & Early Development believes the implementation of proper LCCA techniques will promote cost-effective design and construction practices. The long-term savings generated by these efforts will benefit students, teachers, school districts, as well as the State of Alaska.

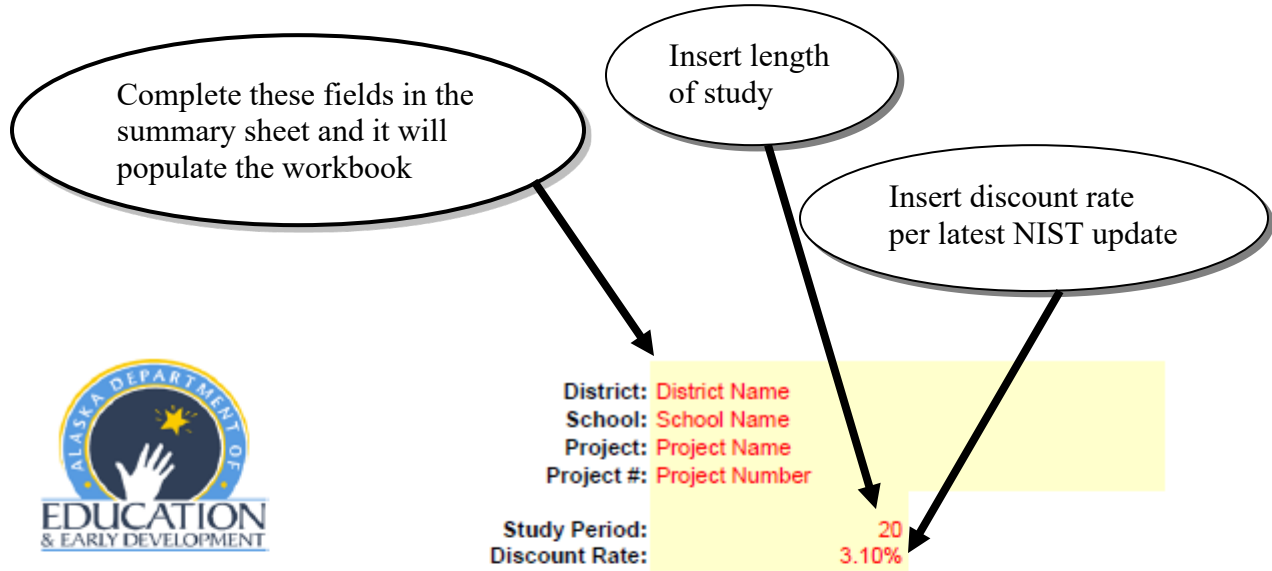
# **Samples**

---

**Life Cycle Cost Analysis Sample**

**And**

**Instructions**



<b>Life Cycle Costs of Project Alternatives</b>			
	<b>Alternate #1</b>	<b>Alternate #2</b>	<b>Alternate #3</b>
Initial Investment Cost	\$0	\$0	\$0
Operations Cost	\$0	\$0	\$0
Maintenance & Repair Cost	\$0	\$0	\$0
Replacement Cost	\$0	\$0	\$0
Residual Value	\$0	\$0	\$0
<b>Total Life Cycle Cost</b>	<b>\$0</b>	<b>\$0</b>	<b>\$0</b>
GSF of Project	1 GSF	1 GSF	1 GSF
Initial Cost/GSF	\$0.00	\$0.00	\$0.00
LCC/GSF	\$0.00	\$0.00	\$0.00

The summary will auto-fill from the Alternate 1, 2 and 3 worksheets



District: District Name  
 School: School Name  
 Project: Project Name  
 Project #: Project Number  
 GSF: 1 GSF

Insert GSF of this alternate

Quantity	Unit	Unit Cost	Total Cost	Years	Present Value
----------	------	-----------	------------	-------	---------------

**Initial Expenses**

**Initial Investment Cost (one time start-up costs)**

Construction Management	1	LPSM	\$0	\$0	0	\$0
Land Acquisition	1	LPSM	\$0	\$0	0	\$0
Site Investigation	1	LPSM	\$0	\$0	0	\$0
Design Services	1	LPSM	\$0	\$0	0	\$0
Construction	1	LPSM	\$0	\$0	0	\$0
Equipment	1	LPSM	\$0	\$0	0	\$0
Technology	1	LPSM	\$0	\$0	0	\$0
Indirect/Administration	1	LPSM	\$0	\$0	0	\$0
Art	1	LPSM	\$0	\$0	0	\$0
Contingency	1	LPSM	\$0	\$0	0	\$0

**Future Expenses**

**Operations Cost (annual costs)**

Heating Fuel	1	GALS	\$0.00	\$0	20	\$0
Electricity	1	KWH	\$0.00	\$0	20	\$0
Water and Sewer	1	LPSM	\$0	\$0	20	\$0
Garbage Disposal	1	LPSM	\$0	\$0	20	\$0
Custodial	1	LPSM	\$0	\$0	20	\$0
Grounds	1	LPSM	\$0	\$0	20	\$0
Lease	1	LPSM	\$0	\$0	20	\$0
Insurance	1	LPSM	\$0	\$0	20	\$0
Other	1	LPSM	\$0	\$0	20	\$0

**Maintenance & Repair Cost (upkeep costs ... estimate on annual basis)**

Site Improvements	1	LPSM	\$0	\$0	20	\$0
Site Utilities	1	LPSM	\$0	\$0	20	\$0
Foundation/Substructure	1	GSF	\$0.00	\$0	20	\$0
Superstructure	1	GSF	\$0.00	\$0	20	\$0
Exterior Wall Systems	1	EWSF	\$0.00	\$0	20	\$0
Exterior Windows	1	GLSF	\$0.00	\$0	20	\$0
Exterior Doors	1	LEAF	\$0.00	\$0	20	\$0
Roof Systems	1	RFSF	\$0.00	\$0	20	\$0
Interior Partitions	1	PTSF	\$0.00	\$0	20	\$0
Interior Doors	1	LEAF	\$0.00	\$0	20	\$0
Interior Floor Finishes	1	FFSF	\$0.00	\$0	20	\$0
Interior Wall Finishes	1	WFSF	\$0.00	\$0	20	\$0
Interior Ceiling Finishes	1	CFSF	\$0.00	\$0	20	\$0
Interior Specialties	1	GSF	\$0.00	\$0	20	\$0
Conveying Systems	1	LPSM	\$0	\$0	20	\$0
Plumbing Piping	1	GSF	\$0.00	\$0	20	\$0
Plumbing Fixtures	1	FIXT	\$0.00	\$0	20	\$0
Fire Protection Systems	1	GSF	\$0.00	\$0	20	\$0



District: District Name  
 School: School Name  
 Project: Project Name  
 Project #: Project Number  
 GSF: 1 GSF

	Quantity	Unit	Unit Cost	Total Cost	Years	Present Value
HVAC Distribution	1	GSF	\$0.00	\$0	20	\$0
HVAC Equipment	1	LPSM	\$0	\$0	20	\$0
HVAC Controls	1	GSF	\$0.00	\$0	20	\$0
Special Mechanical Systems	1	GSF	\$0.00	\$0	20	\$0
Electrical Service/Generation	1	LPSM	\$0	\$0	20	\$0
Electrical Distribution	1	GSF	\$0.00	\$0	20	\$0
Electrical Lighting	1	GSF	\$0.00	\$0	20	\$0
Special Electrical Systems	1	GSF	\$0.00	\$0	20	\$0
Equipment & Furnishings	1	LPSM	\$0	\$0	20	\$0
Other	1	LPSM	\$0	\$0	20	\$0
Other	1	LPSM	\$0	\$0	20	\$0
<b>Replacement Cost (scheduled replacement of building system or component)</b>						
Site Improvements	1	LPSM	\$0	\$0	1	\$0
Site Utilities	1	LPSM	\$0	\$0	1	\$0
Foundation/Substructure	1	GSF	\$0.00	\$0	1	\$0
Superstructure	1	GSF	\$0.00	\$0	1	\$0
Exterior Wall Systems	1	EWSF	\$0.00	\$0	1	\$0
Exterior Windows	1	GLSF	\$0.00	\$0	1	\$0
Exterior Doors	1	LEAF	\$0.00	\$0	1	\$0
Roof Systems	1	RFSF	\$0.00	\$0	1	\$0
Interior Partitions	1	PTSF	\$0.00	\$0	1	\$0
Interior Doors	1	LEAF	\$0.00	\$0	1	\$0
Interior Floor Finishes	1	FFSF	\$0.00	\$0	1	\$0
Interior Wall Finishes	1	WFSF	\$0.00	\$0	1	\$0
Interior Ceiling Finishes	1	CFSF	\$0.00	\$0	1	\$0
Interior Specialities	1	GSF	\$0.00	\$0	1	\$0
Conveying Systems	1	LPSM	\$0	\$0	1	\$0
Plumbing Piping	1	GSF	\$0.00	\$0	1	\$0
Plumbing Fixtures	1	FIXT	\$0.00	\$0	1	\$0
Fire Protection Systems	1	GSF	\$0.00	\$0	1	\$0
HVAC Distribution	1	GSF	\$0.00	\$0	1	\$0
HVAC Equipment	1	LPSM	\$0	\$0	1	\$0
HVAC Controls	1	GSF	\$0.00	\$0	1	\$0
Special Mechanical Systems	1	GSF	\$0.00	\$0	1	\$0
Electrical Service/Generation	1	LPSM	\$0	\$0	1	\$0
Electrical Distribution	1	GSF	\$0.00	\$0	1	\$0
Electrical Lighting	1	GSF	\$0.00	\$0	1	\$0
Special Electrical Systems	1	GSF	\$0.00	\$0	1	\$0
Equipment & Furnishings	1	LPSM	\$0	\$0	1	\$0
Other	1	LPSM	\$0	\$0	1	\$0
Other	1	LPSM	\$0	\$0	1	\$0
<b>Residual Value (value of facility at end of study period)</b>						
Site Improvements	1	LPSM	\$0	\$0	1	\$0
Site Utilities	1	LPSM	\$0	\$0	1	\$0
Foundation/Substructure	1	GSF	\$0.00	\$0	1	\$0
Superstructure	1	GSF	\$0.00	\$0	1	\$0



District: District Name  
 School: School Name  
 Project: Project Name  
 Project #: Project Number  
 GSF: 1 GSF

	Quantity	Unit	Unit Cost	Total Cost	Years	Present Value
Exterior Wall Systems	1	EWSF	\$0.00	\$0	1	\$0
Exterior Windows	1	GLSF	\$0.00	\$0	1	\$0
Exterior Doors	1	LEAF	\$0.00	\$0	1	\$0
Roof Systems	1	RFSF	\$0.00	\$0	1	\$0
Interior Partitions	1	PTSF	\$0.00	\$0	1	\$0
Interior Doors	1	LEAF	\$0.00	\$0	1	\$0
Interior Floor Finishes	1	FFSF	\$0.00	\$0	1	\$0
Interior Wall Finishes	1	WFSF	\$0.00	\$0	1	\$0
Interior Ceiling Finishes	1	CFSF	\$0.00	\$0	1	\$0
Interior Specialities	1	GSF	\$0.00	\$0	1	\$0
Conveying Systems	1	LPSM	\$0	\$0	1	\$0
Plumbing Piping	1	GSF	\$0.00	\$0	1	\$0
Plumbing Fixtures	1	FIXT	\$0.00	\$0	1	\$0
Fire Protection Systems	1	GSF	\$0.00	\$0	1	\$0
HVAC Distribution	1	GSF	\$0.00	\$0	1	\$0
HVAC Equipment	1	LPSM	\$0	\$0	1	\$0
HVAC Controls	1	GSF	\$0.00	\$0	1	\$0
Special Mechanical Systems	1	GSF	\$0.00	\$0	1	\$0
Electrical Service/Generation	1	LPSM	\$0	\$0	1	\$0
Electrical Distribution	1	GSF	\$0.00	\$0	1	\$0
Electrical Lighting	1	GSF	\$0.00	\$0	1	\$0
Special Electrical Systems	1	GSF	\$0.00	\$0	1	\$0
Equipment & Furnishings	1	LPSM	\$0	\$0	1	\$0
Other	1	LPSM	\$0	\$0	1	\$0
Other	1	LPSM	\$0	\$0	1	\$0

**Total Life Cycle of Alternate #1**

**\$0**

**Life Cycle Cost Analysis – Example**  
**(un-used rows hidden)**

## LCCA Task

Compare life-cycle costs for three roof insulation R-values to determine the most cost-effective solution over a 40-year life.

## Project Assumptions

- Project Location: Fairbanks
- Roof Area: 10,000 SF

	<b>Alternate 1</b>	<b>Alternate 2</b>	<b>Alternate 3</b>
<b>Description</b>	R-40 insulation under 30 yr. EPDM	R-60 insulation under 30 yr. EPDM	R-80 insulation under 30 yr. EPDM
<b>Initial Investment Costs</b>	Cost of insulation and roof from contractor estimate, heating system base -55F design temp \$165,700	Cost of insulation and roof from estimate less heating system demand reduction (-10,417btu) \$178,600-\$7,500	Cost of insulation and roof from estimate less heating system demand reduction (-15,625 btu) \$194,800-\$14,350
<b>Energy Costs (Operational)</b>	Energy modeling using 13,500 hdd and 75% AFUE for oil fired boiler. 818 gal/yr.	Energy modeling using 13,500 hdd and 75% AFUE for oil fired boiler 545 gal/yr.	Energy modeling using 13,500 hdd and 75% AFUE for oil fired boiler 409 gal/yr.
<b>Maintenance and Repair</b>	Same for all alternates	Same for all alternates	Same for all alternates
<b>Replacement Costs</b>	EPDM at 30 years Insulation - 50 years	EPDM at 30 years Insulation - 50 years	EPDM at 30 years Insulation - 50 years
<b>Discount Rate NIST 2016</b>	3%	3%	3%





**District:** ABC School District  
**School:** ZYX Elementary  
**Project:** New School (Roof Insulation Options)  
**Project #:** DR-xx-1xx

**Study Period:** 40  
**Discount Rate:** 3.00%

## Life Cycle Costs of Project Alternatives

	Alternate #1	Alternate #2	Alternate #3
<b>Initial Investment Cost</b>	<b>\$165,700</b>	<b>\$171,100</b>	<b>\$180,450</b>
<b>Operations Cost</b>	<b>\$56,724</b>	<b>\$37,793</b>	<b>\$28,362</b>
<b>Maintenance &amp; Repair Cost</b>	<b>\$0</b>	<b>\$0</b>	<b>\$0</b>
<b>Replacement Cost</b>	<b>\$18,951</b>	<b>\$18,951</b>	<b>\$18,951</b>
<b>Residual Value</b>	<b>-\$13,080</b>	<b>-\$13,693</b>	<b>-\$14,919</b>
<b>Total Life Cycle Cost</b>	<b>\$228,295</b>	<b>\$214,151</b>	<b>\$212,844</b>
GSF of Project	10,000 GSF	10,000 GSF	10,000 GSF
Initial Cost/GSF	\$16.57	\$17.11	\$18.05
LCC/GSF	\$22.83	\$21.42	\$21.28



**District:** ABC School District  
**School:** ZYX Elementary  
**Project:** New School (Roof Insulation Options)  
**Project #:** DR-xx-1xx  
**GSF:** 10,000 GSF

	Quantity	Unit	Unit Cost	Total Cost	Years	Present Value
<b>Initial Expenses</b>						
<b>Initial Investment Cost (one time start-up costs)</b>						
Construction	1	LPSM	\$165,700	\$165,700	0	\$165,700
<b>Future Expenses</b>						
<b>Operations Cost (annual costs)</b>						
Heating Fuel	818	GALS	\$3.00	\$2,454	40	\$56,724
<b>Maintenance &amp; Repair Cost (upkeep costs...estimate on annual basis)</b>						
<b>Replacement Cost (scheduled replacement of building system or component)</b>						
Roof Systems	10,000	RFSF	\$4.60	\$46,000	30	\$18,951
Roof Insulation	10,000	RFSF	\$6	\$60,000	50	\$0
<b>Residual Value (value of facility at end of study period)</b>						
Roof Systems	10,000	RFSF	\$4.60	\$46,000	30	-\$9,401
Roof Insulation	10,000	RFSF	\$6	\$60,000	50	-\$3,679
<b>Total Life Cycle of Alternate #1</b>						<b>\$228,295</b>



**District:** ABC School District  
**School:** ZYX Elementary  
**Project:** New School (Roof Insulation Options)  
**Project #:** DR-xx-1xx  
**GSF:** 10,000 GSF

	Quantity	Unit	Unit Cost	Total Cost	Years	Present Value
<b>Initial Expenses</b>						
<b>Initial Investment Cost (one time start-up costs)</b>						
Construction	1	LPSM	\$171,100	\$171,100	0	\$171,100
<b>Future Expenses</b>						
<b>Operations Cost (annual costs)</b>						
Heating Fuel	545	GALS	\$3.00	\$1,635	40	\$37,793
<b>Maintenance &amp; Repair Cost (upkeep costs...estimate on annual basis)</b>						
<b>Replacement Cost (scheduled replacement of building system or component)</b>						
Roof Systems	10,000	RFSF	\$4.60	\$46,000	30	\$18,951
Roof Insulation	10,000	RFSF	\$7	\$70,000	50	\$0
<b>Residual Value (value of facility at end of study period)</b>						
Roof Systems	10,000	RFSF	\$4.60	\$46,000	30	-\$9,401
Roof Insulation	10,000	RFSF	\$7	\$70,000	50	-\$4,292
<b>Total Life Cycle of Alternate #2</b>						<b>\$214,151</b>



**District:** ABC School District  
**School:** ZYX Elementary  
**Project:** New School (Roof Insulation Options)  
**Project #:** DR-xx-1xx  
**GSF:** 10,000 GSF

	Quantity	Unit	Unit Cost	Total Cost	Years	Present Value
<b>Initial Expenses</b>						
<b>Initial Investment Cost (one time start-up costs)</b>						
Construction	1	LPSM	\$180,450	\$180,450	0	\$180,450
<b>Future Expenses</b>						
<b>Operations Cost (annual costs)</b>						
Heating Fuel	409	GALS	\$3.00	\$1,227	40	\$28,362
<b>Maintenance &amp; Repair Cost (upkeep costs...estimate on annual basis)</b>						
<b>Replacement Cost (scheduled replacement of building system or component)</b>						
Roof Systems	10,000	RFSF	\$4.60	\$46,000	30	\$18,951
Roof Insulation	10,000	RFSF	\$9	\$90,000	50	\$0
<b>Residual Value (value of facility at end of study period)</b>						
Roof Systems	10,000	RFSF	\$4.60	\$46,000	30	-\$9,401
Roof Insulation	10,000	RFSF	\$9	\$90,000	50	-\$5,518
<b>Total Life Cycle of Alternate #3</b>						<b>\$212,844</b>

# Appendices

## **Appendix A – Life Cycle Cost Categories**

---

### **Initial Expenses**

#### **Initial Investment Cost** (one time start-up costs)

- Construction Management
- Land Acquisition
- Site Investigation
- Design Services
- Commissioning
- Construction
- Equipment
- Technology
- Indirect/Administration
- Art
- Contingency

### **Future Expenses**

#### **Operation Cost** (annual costs)

- Heating Fuel
- Electricity
- Water and Sewer
- Garbage Disposal
- Custodial
- Grounds
- Lease
- Insurance

#### **Maintenance and Repair Cost** (scheduled & unscheduled upkeep costs)

- Site Improvements
- Site Utilities
- Foundation/Substructure
- Superstructure
- Exterior Wall Systems
- Exterior Windows
- Exterior Doors
- Roof Systems
- Interior Partitions
- Interior Doors
- Interior Floor Finishes
- Interior Wall Finishes
- Interior Ceiling Finishes
- Interior Specialties

**Maintenance and Repair Cost (cont.)**

- Conveyance Systems
- Plumbing Piping
- Plumbing Fixtures
- Fire Protection Systems
- HVAC Distribution
- HVAC Equipment
- HVAC Controls
- Special Mechanical Systems
- Electrical Service/Generation
- Electrical Distribution
- Electrical Lighting
- Special Electrical Systems
- Equipment & Furnishings
- Re-commissioning
- Special Construction

**Replacement Cost (scheduled replacement of building systems or components)**

- Site Improvements
- Site Utilities
- Foundation/Substructure
- Superstructure
- Exterior Wall Systems
- Exterior Windows
- Exterior Doors
- Roof Systems
- Interior Partitions
- Interior Doors
- Interior Floor Finishes
- Interior Wall Finishes
- Interior Ceiling Finishes
- Interior Specialties
- Conveyance Systems
- Plumbing Piping
- Plumbing Fixtures
- Fire Protection Systems
- HVAC Distribution
- HVAC Equipment
- HVAC Controls
- Special Mechanical Systems
- Electrical Service/Generation
- Electrical Distribution
- Electrical Lighting
- Special Electrical Systems
- Equipment & Furnishings
- Special Construction

**Residual Value** (value of facility at end of study period)

- Site Improvements
- Site Utilities
- Foundation/Substructure
- Superstructure
- Exterior Wall Systems
- Exterior Windows
- Exterior Doors
- Roof Systems
- Interior Partitions
- Interior Doors
- Interior Floor Finishes
- Interior Wall Finishes
- Interior Ceiling Finishes
- Interior Specialties
- Conveyance Systems
- Plumbing Piping
- Plumbing Fixtures
- Fire Protection Systems
- HVAC Distribution
- HVAC Equipment
- HVAC Controls
- Special Mechanical Systems
- Electrical Service/Generation
- Electrical Distribution
- Electrical Lighting
- Special Electrical Systems
- Equipment & Furnishings
- Special Construction



## **Appendix B – Quantity Abbreviations**

---

**CFSF** – Ceiling Finish Square Feet: sum of all interior areas that receive a ceiling finish.

**EWSF** – Exterior Wall Square Feet: sum of all exterior wall surfaces excluding windows and doors but including exterior soffits.

**FIXT** – Plumbing Fixtures: sum of all plumbing fixtures that are connected to both supply and waste piping.

**FFSF** – Floor Finish Square Feet: sum of all interior areas that receive a floor finish.

**GALS** – Gallons: sum of annual fuel consumed for heating and electrical generation.

**GLSF** – Glazing Square Feet: square feet of exterior windows.

**GSF** – Gross Square Feet: sum of the building's interior spaces including wall area and mechanical mezzanines.

**KWH** – Kilowatt Hour: sum of annual electricity usage.

**LPSM** – Lump Sum: estimated financial allowance for a work item.

**LEAF** – Door Leaf: sum of the number of door leaves. Double doors count as two leaves whereas single doors count as one leaf.

**PTSF** – Partition Square Feet: square feet of interior partitions. Exclude all exterior walls and count only one face of the partition.

**RFSF** – Roof Square Feet: square feet of roof surface.

**WFSF** – Wall Finish Square Feet: sum of all interior areas that receive a wall finish, including interior face of exterior walls.

## Glossary

---

**Constant-Dollars:** Dollars that have uniform purchasing power over time and that are not affected by general price inflation or deflation.

**Current-Dollars:** Dollars that do not have uniform purchasing power over time and that are affected by general price inflation or deflation.

**Discount Rate:** The rate of interest that balances an investor's time value of money.

**Initial Investment Cost:** Any cost of creation of a facility prior to its occupation.

**Life Cycle Cost:** A sum of all costs of creation, operation, and disposal of a facility over a period of time.

**Life Cycle Cost Analysis:** A technique used to evaluate the economic consequences over a period of time of mutually exclusive project alternatives.

**Maintenance Cost:** Any cost of scheduled upkeep of a building, building system, or building component.

**Nominal Discount Rate:** A discount rate that includes the rate of inflation.

**Operating Cost:** Any cost of the daily function of a facility.

**Present Value:** The current value of a past or future sum of money as a function of an investor's time value of money.

**Real Discount Rate:** A discount rate that excludes the rate of inflation.

**Repair Cost:** Any cost of unscheduled upkeep of a building system that does not require replacement of the entire system.

**Replacement Cost:** Any cost of scheduled replacement of a building system or component that has reached the end of its design life.

**Residual Value:** The value of a building or building system at the end of the study period.

**Study Period:** The time period over which a Life Cycle Cost Analysis is performed.

## Bibliography

---

Sieglinde K. Fuller and Stephen R. Petersen, *NIST Handbook 135: Life Cycle Costing Manual for the Federal Energy Management Program*, Washington: U.S. Government Printing Office, 2022.

Alphonse Dell'Isola, *Value Engineering: Practical Applications for Design, Construction, Maintenance & Operations*, Kingston MA: R.S. Means Company, Inc., 1997.

Stephen J. Kirk and Alphonse J. Dell'Isola, *Life Cycle Costing for Design Professionals*, McGraw-Hill, Inc., 1995.

Wolter J. Fabrycky and Benjamin S. Blanchard, *Life-Cycle Cost and Economic Analysis*, Englewood Cliffs, NJ: Prentice Hall, 1991.

American Society for Testing and Materials, *Standard Practice for Measuring Life-Cycle Costs of Buildings and Building Systems*, Philadelphia: ASTM, 1994.

## School Space

---

# SUBCOMMITTEE REPORT

---

**December 3, 2024**

### **Mission Statement**

Review accuracy and adequacy issues relative to the state's space allocation guidelines and recommend updates that support the board of education's mission and vision for Alaska public education.

### **Current Members**

Dale Smythe, Chair  
Larry Morris  
Dana Menendez  
Branzon Anania

Alex Watts, DEED

### **Status Update**

Per BRGR Work Plan: [Revising Variances] Exclusions and GSF Definition Review; GSF Definition Review (incl ASHRAE).

Task	Status
1. ADM Revisions	Proposed edits complete
2. Utility/Storage Variance	Proposed edits complete
3. GSF Clarifications/Modifications	Proposed edits complete
4. M/E Adequacy	No edits proposed

BRGR Space measurement subcommittee major task list:

1. Consider revisions to ADM calculation options.
2. Consider modifications for variance or allowances to unique rural school square footage needs for food storage, storage, water and wastewater treatment.
3. Consider GSF measurement allowances for different climate zones. GSF measurement to outside of wall would remain but revise definition. (Reduce penalty for thick walls.)
  - a. GSF Definition Review – provide clearer instructions/definitions for GSF (or recommended measurement)
4. Adequacy of Electrical/Mechanical spaces allowances – How had ASHRAE, codes, and tech impacted space needs between 2002 and today.

1. Consider revisions to ADM calculation options.

Status: The subcommittee previously shared the proposed edits to the ADM calculation for combined elementary and secondary school changing from 114 per elem and 165 per secondary to 139 per for both. (4 AAC 31.020, c, 5)

2. Consider modifications for variance or allowances to unique rural school square footage needs for food storage, storage, water and wastewater treatment.

Status: The subcommittee focused effort on review of nationally accepted means for calculation of dry food storage in square footage needs and compared cost of initial construction to increased cost of shipping, the rough order of magnitude indicates a potential savings to increased storage space. Input from rural school districts identified challenges with current storage space availability. We are proposing language be added to 4 AAC 31.020, c, 7, B, iii. To allow for a variance request to be submitted for dry food storage. After continued discussion the subcommittee felt that regulation allowances already accommodate water and wastewater additional space needs. Storage separate from dry food has not been discussed.

3. Consider GSF measurement allowances for different climate zones. GSF measurement to outside of wall would remain but revise definition. (Reduce penalty for thick walls).

a. GSF Definition Review – provide clearer instructions/definitions for GSF (or recommended measurement)

Status: After much discussion on the options for regulation changes to measurement points in exterior walls and consideration of preset variance allowances in specific climate zones the subcommittee is exploring an addition to regulation following the allowance for water and wastewater allowance in 4 AAC 31.020, e, 2, B. The subcommittee is proposing language that would add a new part C and allow for the additional wall thickness to meet the R value requirements described in ASHRAE 90.1 for continuous insulation in Alaska zones.

Other definition and space measurement items were reviewed but no other regulation changes have been proposed.

4. Adequacy of Electrical/Mechanical spaces allowances- How had ASHRAE, codes, and tech impacted space needs between 2002 and today.

Status: No edits are being proposed to the existing regulations.

**Schedule**

No further subcommittee meetings are anticipated.

#### 4 AAC 31.020. Guides for planning educational facilities.

(a) The following are the basic guides for educational facility planning adopted by reference:

(1) for a school capital project application submitted to the department, Creating Connections: The CEFPI Guide for Educational Facility Planning, 2004 edition, as published by the Council of Educational Facilities Planners International;

(2) repealed 4/17/98;

(3) repealed 4/17/98;

(4) Guidelines for School Equipment Purchases, as published by the Alaska Department of Education and Early Development, 2021 edition;

(5) deleted 8/31/90;

(6) repealed 4/17/98;

(7) Swimming Pool Guidelines for Educational Facilities, as published by the Alaska Department of Education and Early Development, 2019 edition; and

(8) Site Selection Criteria and Evaluation Handbook, as published by the Alaska Department of Education and Early Development, 2021 edition.

(b) In the event of a conflict between publications incorporated by reference in (a) of this section, the publication prepared by the Department of Education and Early Development controls.

(c) Notwithstanding (a)(1) of this section, for the purpose of determining funding for a school capital project under AS 14.11, the square feet allowable must be determined under this subsection based on the grade levels offered in the school. The base square feet allowable per average daily membership (ADM) and supplemental square feet allowable per ADM are calculated, and additional square footage is approvable, as follows:

(1) the base square feet allowable per ADM for an elementary school is 114 square feet;

(2) the supplemental square feet allowable per ADM for an elementary school is  $130 \times 10(-ADM/250)$ ;

(3) the base square feet allowable per ADM for a secondary school is 165 square feet;

(4) the supplemental square feet allowable per ADM for a secondary school is  $300 \times 10(-ADM/300)$ ;

(5) the base square feet allowable per ADM for a combined elementary and secondary school is 114 square feet per elementary ADM and 165 square feet per secondary ADM;

(6) the supplemental square feet allowable per ADM for a combined elementary and secondary school is  $213 \times 10(-\text{combined ADM}/483)$ ;

(7) a district may request the commissioner to approve a variance for additional space for a school; the request for each variance must be in writing; all requested variances, taken together may not exceed 20 percent of the gross square feet allowable for the school; the commissioner will approve the request, subject to (g) of this section, and will apply the variance to both planned and completed schools, if the commissioner finds

(A) that a unique educational program not envisioned by the educational facility planning guides set out in (a) of this section is required to meet the needs of the population to be served by the school; and

(B) at least one of the following:

(i) that the district has demonstrated that additional space is required to adequately house the unique educational program and that the effect of accommodating the additional space without a variance prohibits the remainder of the population served by the school from having sufficient space for standard educational programs;

(ii) that the added space is necessary to meet the needs of the educational program and is in the best interests of the state;

(iii) that the added space is necessary for dry food bulk storage in areas with no road system access and barge delivery only for bulk items.

(8) the commissioner, at the request of the district, may approve a variance for additional space of not more than 15 square feet per projected ADM for new projects that propose the rehabilitation of or addition to an existing facility and not more than 20 square feet per current capacity for existing schools that have, at some previous point, experienced a rehabilitation of or addition to an existing facility; the commissioner will approve a request under this paragraph only if the district's request is supported by an explanation of the reasons for the request that demonstrates

- (A) the specific cause of each impact;
- (B) the square feet affected by the cause of impact; and
- (C) the reason for this condition merits an exception;

(9) the base square feet allowable per ADM for a mixed grade school is 114 square feet per elementary ADM and 165 square feet per secondary ADM, except that for a mixed grade school that includes grade six in conjunction with two or more secondary grades located in a separate school facility, the base square feet allowable per ADM is 165 square feet per grade six ADM;

(10) the supplemental square feet allowable per ADM for a mixed grade school is  $250 \times 10(-\text{combined ADM}/250)$ .

(d) The department will reduce a project budget in proportion to the amount that the project's design exceeds the square feet allowable as determined under (c) of this section, until an agreement, as described in 4 AAC 31.023(c), is fully executed. The department may proportionally reduce the project budget under this subsection if a project has not secured the approval of the commissioner under 4 AAC 31.040.

(e) For the purposes of this section, the space of a building is the sum of the areas of the floors of a building in gross square feet. The floors of a building include a basement, a mezzanine, an intermediate floored tier, and a penthouse of headroom height. Space is measured from the exterior face of an exterior wall or from the centerline of a wall that separates a building. For the purposes of calculating a building's gross square footage, the

(1) building's gross square footage does not include

- (A) a utility distribution area with
  - (i) a ceiling height below seven feet; and
  - (ii) a floor assembly not sized to support an occupant load according to

applicable state and municipal building codes;

- (B) a pipe chase;
- (C) an exterior terrace or steps;
- (D) a chimney; or
- (E) a roof overhang; and

(2) following allowances above the gross square footage calculated in (c) of this section are permitted:

(A) covered exterior areas not conditioned with heating or cooling

(i) equal to the greater of 15 percent of a building's gross square footage or 3,000 gross square feet; and

(ii) to a maximum of 9,000 gross square feet;

(B) space to support water storage, water treatment, or sewer treatment to a maximum of five percent of a building's gross square footage.

(C) Wall thickness to accommodate continuous insulation (c.i). per ASHRAE 90.1 2016 tables 5.5-0 through 5.5-8 for the appropriate climate.

(f) Repealed 6/17/2010.

(g) A request to approve a variance for additional space made and approved under (c)(7) of this section expires on the first day of October following the one-year anniversary of the commissioner's approval of it unless the district certifies to the department, no later than that date, the continued existence of the unique educational program described in (c)(7)(A) of this section for which the additional space was approved.

(h) Notwithstanding (c) of this section, the commissioner will deny or disallow a determination of allowable space under (c)(1) - (6), (9), and (10) of this section and will deny a request to approve a variance for additional space under (c)(7) and (8) of this section if the commissioner finds that the space determination or approval of the request is the result of a choice in educational delivery by the school district that could be eliminated by a redistribution of school age populations between attendance centers in the attendance area.

(i) Notwithstanding (a) - (h) of this section, the commissioner shall approve a variance from the limitations on allowable space in a school set out in this section for space that is jointly used by the school and another entity, if the request meets the requirements of this subsection and the department determines that the sharing entity is able to participate as specified in the agreement. The request must be made by a district, in writing, and meet the following:

(1) the space that is jointly used is subject to a formal binding agreement between the district and the entity sharing use; the agreement must cover allocation and method of sharing between the district and the entity of the following:

- (A) the operating costs for the jointly used space for the life of the facility;
- (B) future capital costs for the life of the facility;
- (C) the initial capital costs for a new or remodeled facility only;

(2) the variance requested is limited to the amount of square footage that the entity sharing space accepts responsibility for in the agreement described in (1) of this subsection;

(3) a copy of the agreement described in (1) of this subsection is submitted with the request for variance.

(j) A variance approved under (i) of this section is no longer valid if the agreement upon which the variance was based is amended or terminated. If the agreement is amended or terminated, the district shall immediately notify the department and submit any new request for a variance in accordance with (i) of this section.

(k) Notwithstanding (a) - (h) of this section, the commissioner will approve a variance from the limitations on allowable space in a school set out in this section for space that is provided in oversized core areas, if the request meets the requirements of this subsection. The request must be made by a district, in writing, and meet the following:

(1) the district requesting the variance has an established standard for educational delivery that

- (A) defines a specific school program;
- (B) establishes a standard student population to be served by the program; and
- (C) has an educational specification approved under 4 AAC 31.010 for that

program;



(2) the oversized core areas for a future project are sized proportionate to that size required in the project's educational specifications to accommodate a student population projected in accordance with 4 AAC 31.021(c)(3), and projected for an additional five years at the growth rate accepted for the initial projection, not to exceed 130 percent of the initial projection;

(3) the individual core areas of an existing facility, when combined, exceed the square footage of that core area stated in the educational specification to a maximum of 10 percent of the gross square footage of the facility.

**Work Topics for the BR & GR Committee**

As Of: December 7, 2023

<b>BR&amp;GR 2024-2025 Work Items</b>	<b>Responsibility</b>	<b>Due Date</b>
<b>1. CIP Grant Priority Review – [(b)(1)]</b>		
1.1. FY <del>2526</del> MM & SC Grant Fund Final Lists (4 AAC 31.022(a)(2)(B))	Committee	Apr <del>2024</del> <u>2025</u>
1.2. FY <del>2627</del> MM & SC Grant Fund Initial List	Committee	Dec <del>2024</del> <u>2025</u>
<b>2. Grant &amp; Debt Reimbursement Project Recommendations – [(b)(2)]</b>		
2.1. Six-year Capital Plan (14.11.013(a)(1); 4 AAC 31.022(2))	Dept	Annually, Nov
<b>3. Construction Standards for Cost-effective Construction – [(b)(3)]</b>		
3.1. Model School Costs (DEED Cost Model)		
3.1.1. Model School Analysis & Updates (Allowable Elements)		Annually, Jan-May
3.1.1.1. Solicit, Award, And Manage Model School Update	Dept	Annually, Jan
3.2. Model School Standards		
3.2.1. State Building Systems Standards		
3.2.1.1. Implement New Standards [See 6.3 Regulations]	Dept	May 22-May 24 April 2026
3.2.1.2. Biennial Update		
3.2.1.2.1.1. Design & Construction Standards – Validation	Dept	June 2025
3.2.1.2.1.2. Design & Construction Standards – Initial	Dept	Nov 2025
3.2.1.2.1.3. Design & Construction Standards – Public Cmt	Committee	Dec 2025
3.2.1.2.1.4. Design & Construction Standards – Final	Committee	Apr 2026
3.3. Design Ratios		
3.3.1. Development of Design Ratios O:EW, V:GSF, V:ES		
3.3.1.1. Amended/Corrected Final Ratios	Dept	Feb 2021
3.3.1.2. Final All Ratios – 1 <sup>st</sup> Review	Committee	Apr 2021
3.3.1.3. Validation Study	Dept	Dec 2021
3.3.1.4. Validation Study Review/Recommendations	Subcommittee	Jan 2022
3.3.1.5. Recommendations Review, Release for Comment	Committee	Jun 2022
3.3.1.6. Evaluate Public Comment, Make Recommendations	Committee	Sep 2022
3.3.1.7. Manage Regulation Development & Implementation	Dept	Sep22 – Apr 23
3.3.2. Develop Test Method for Ratios	Subcommittee	Oct 2023
3.4. School Space Allocation Issues		
3.4.1. Space Guidelines Accuracy		
3.4.1.1. K-12 Allocation Calculation/Formula Issue	Subcommittee	Feb 2022
3.4.1.2. Variance Allowances Review	Subcommittee	Mar 2022
3.4.1.3. Exclusions and GSF Definition Review	Subcommittee	Apr 2022
3.4.1.4. Recommend Accuracy Adjustments	Subcommittee	Jun 2022
3.4.1.5. Review Subcommittee, Make Recommendations to SBOE	Committee	Jun 2022
3.4.2. Space Guidelines Adequacy		
3.4.2.1. GSF Definition Review (incl ASHRAE)	Subcommittee	Apr 2022
3.4.2.2. Electrical/Mechanical (incl ASHRAE) Space	Subcommittee	Sep 2022
3.4.2.3. Storage in Remote Locations	Subcommittee	Oct 2022
3.4.2.4. Space Related to Security	Subcommittee	Nov 2022
3.4.2.5. Community Use & Education Adequacy	Subcommittee	Dec 2022
3.4.2.6. Recommend Adequacy Adjustments	Subcommittee	Dec 2022
3.4.2.7. Review Subcommittee, Make Recommendations to SBOE	Committee	Dec 2022
3.4.3. Regulation Actions	Dept	TBD
<b>4. Prototypical Design Analysis – [(b)(4)]</b>		
No current items.		
<b>5. CIP Grant Application &amp; Ranking – [(b)(5) &amp; (6)]</b>		
5.1. FYXX CIP Briefing – Issues and Clarifications	Dept	Annually, Dec
5.2. FY26 CIP Draft Application & Instructions	Dept	Apr 2024
5.2.1.		
5.3. FY <del>2627</del> CIP Final Application & Instructions	Committee	Apr <del>2024</del> <u>2025</u>

**BR&GR 2024-2025 Work Items****Responsibility Due Date**

5.4.	Future CIP Application Issues		
5.4.1.	Space Allocation Issues	Dept	TBD
5.4.1.1.	Analyze and Make Recommendation to Committee	Dept	TBD
5.4.1.2.	Manage Regulation Development and Implementation	Dept	TBD
5.4.2.	Electronic Documents Only	Dept	TBD
5.4.2.1.	Analyze and Make Recommendation to Committee	Dept	TBD
5.4.2.2.	Manage Regulation Development and Implementation	Dept	TBD

**6. CIP Approval Process Recommendations – [(b)(7)]**

6.1.	Publication Updates		
6.1.1.	Program Demand Cost Model for Alaskan Schools	Dept	Annually, May
6.1.2.	Life Cycle Cost Analysis Handbook		
6.1.2.1.	Life Cycle Cost Analysis Handbook – Validation	Dept	Feb 2023
6.1.2.2.	Life Cycle Cost Analysis Handbook – Initial	Dept	Mar 2023
6.1.2.3.	Life Cycle Cost Analysis Handbook – Public Cmt	Committee	Apr 2023
6.1.2.4.	Life Cycle Cost Analysis Handbook – Final	Committee	<del>Apr</del> Dec 2024
6.2.	Regulations		
6.2.1.	Baseline Design Ratios (see item 3.5.2)	Dept (w/Cmte)	
6.2.1.1.	Draft Regulation	Dept (w/Cmte)	TBD
6.2.1.2.	SBOE Public Comment on Regulation	Dept	TBD
6.2.1.3.	Review Public Comments from SBOE Comment Period	Committee	TBD
6.2.2.	Reuse of School Plans and Systems (see item 4.2)	Dept (w/Cmte)	
6.2.2.1.	Draft Regulation	Dept (w/Cmte)	TBD
6.2.2.2.	SBOE Public Comment on Regulation	Dept	TBD
6.2.2.3.	Review Public Comments from SBOE Comment Period	Committee	TBD

**7. Energy Efficiency Standards – [(b)(8)]**

No current items.

**Projected Meeting Dates**April (1 ½ Days) (TBD), ~~2024~~2025 In-Person (Juneau)

- ~~FY26-FY27~~ CIP Application Approval
- Publication Updates
- ~~School Space Subcommittee Recommendations~~
- ~~Design Ratios Subcommittee Public Comment Review~~

Dec ~~2024~~2025 (½ Day), Teleconference

- FY27 CIP Ranking Lists Approval
- Publication Updates
- Design & Construction Standards – Initial Draft



# Bond Reimbursement and Grant Review Committee

As of: November 22, 2024

Member	Appointed	Re-appointed	Term Expires
Heather Heineken Commissioner or Commissioner’s Designee <span style="float: right;">Chair</span>	Commissioner’s Designee	--	--
Representative Dan Ortiz House of Representatives Member	Appointed by Speaker	--	--
Senator James Kaufman Senate Member	Appointed by President	--	--
Randy Williams Professional Degrees & Experience in School Construction	03/01/2019	03/01/2023	02/28/2027
Dale Smythe Professional Degrees & Experience in School Construction	03/01/2017	03/01/2021	02/28/2025
Larry Morris Experience in Urban or Rural School Facilities Management	03/01/2023	n/a	02/28/2027
Kevin Lyon Experience in Urban or Rural School Facilities Management	03/01/2021	n/a	02/28/2025
Douglas Hayman Public Representative	03/01/2023	n/a	02/28/2027
Branzon Anania Public Representative	03/01/2021	n/a	02/28/2025

Members appointed by commissioner unless noted. See AS 14.11.014 and 4 AAC 31.087.