



An excellent education for every student every day.

# System for School Success

2021-2022 School Report



## Fairbanks B.E.S.T., Fairbanks North Star Borough School District

Title I School: No

**School Designation:** Targeted Support and Improvement -2022

**Overall School Index Value:** 18.8

### System for School Success Overview

Alaska's education accountability system, System for School Success, includes each student group individually, creating a holistic vision of a school through two lenses: the performance of all students and that of their student group populations.


### The Compass

*A Guide to Alaska's Public Schools*


Alaska recently launched **The Compass**, a website designed to help parents access important data about public schools in Alaska. The Compass features a wealth of meaningful information on schools and districts so that parents and guardians can participate in decisions to improve their student's learning.

[education.alaska.gov/compass](https://education.alaska.gov/compass)


### Academic Achievement

	English Language Arts Percentage of students that were proficient on the state summative assessment.	Mathematics Percentage of students that were proficient on the state summative assessment.
		
All Students	0%	0%

### Academic Growth


	Not Part of 2021-22 Accountability Because of the introduction of AKSTAR in the spring of 2022, two years of data for comparison are not available to calculate this indicator. For more information to changes to this year's Accountability system please see: <a href="https://education.alaska.gov/akessa/stateplan/21-22-Addendum-Template%20final%20accessible.pdf">https://education.alaska.gov/akessa/stateplan/21-22-Addendum-Template%20final%20accessible.pdf</a>
	

### School Quality/Success


	Chronic Absenteeism Percentage of students who missed less than 10% of the days enrolled at the school.	Grade 3 ELA Percentage of Grade 3 students that were proficient on the state summative assessment in ELA.
		
All Students	n/a	0%

n/a - there were less than 10 students represented or the indicator is not relevant to the school.


### English Learner Progress

	English Learner Progress Percentage of English Learners that met or exceeded their growth target on the ACCESS for ELLs assessment.
	
All Students	n/a

### Graduation Rates

	Graduation Rate The rate of students that graduated from high school within four or five years of enrolling as ninth graders.
	
Four-Year	85.42%
Five-Year	60.61%

### Student Group Performance

	Student Group Performance If school is Targeted or Additional Targeted Support, identified student groups are shown below.
	
Student Groups	AK Native/American Indian Hispanic Two or More Races Students with Disabilities <u>Economically Disadvantaged</u>

# System for School Success Overview



## How is my school measured?

	K	1	2	3	4	5	6	7	8	9	10	11	12
ELA and Math Proficiency				✓	✓	✓	✓	✓	✓	✓			
ELA and Math Growth					✗	✗	✗	✗	✗	✗			
Graduation													✓
English Learner Progress	✓	✓	✓	✓	✓	✓	✓	✓	✓	✓	✓	✓	✓
Chronic Absenteeism	✓	✓	✓	✓	✓	✓	✓	✓	✓	✓	✓	✓	✓
Grade 3 ELA Proficiency				✓									

## Measures Combine into Index Score

Each indicator noted in the table to the left is given a score for the school. Note: ELA and Math Growth are not part of the 2021-22 Accountability system.

In addition to looking at the whole school, each student group in a school is measured in the areas listed in the table to the left. These scores are combined and the student group is given a score.

## How is my school designated for support?

Each year an overall school index value is calculated for each school and a school designation is assigned. There are three school designations for Alaska's schools:

- **Comprehensive Support**
  - **Lowest 5%** - If the overall school index value of a school falls in the lowest 5% of Title I schools, that school receives a designation of Comprehensive Support (Lowest 5%).
  - **Graduation Rate** - If a secondary school has a graduation rate of less than or equal 66.67%, that school receives a designation of Comprehensive Support (Graduation Rate).
- **Targeted Support** - If a school has any student groups with index values under the Comprehensive Support (lowest 5%) threshold, that school receives a designation of Targeted Support.
- **Additional Targeted Support** - Schools that are TSI for the same student group three years in a row.
- **Universal Support** - All other schools are considered Universal Support schools.

## Which student groups are measured?

- African American
- Alaska Native/ American Indian
- Asian/Pacific Islander
- Caucasian
- Hispanic
- Two or More Races
- Students with Disabilities
- English Learners
- Economically Disadvantaged

## What are some questions I could ask my school?

Where can I find more information about how my school is performing?

What supports are being provided to my school based on its designation?

What opportunities are available for me to be involved in my student's education?

## What is the TSI Performance Threshold in 2022?

The lowest 5% of Title I schools have index scores ranging from 0 to 6.21.

- If a school is Title I and has an overall school index score of 6.21 or lower, it receives a designation of **Comprehensive Support (Lowest 5%)**.
- If a school has any student group with an index score below 6.21, the school receives a designation of **Targeted Support**.

