

Grade 3

Term: Spring 2024-2025

Network: Alaska DEED

Norms Reference Data: 2020 Norms

Weeks of Instruction: 32 (Spring 2025)

Grouping: None

Small Group Display: No

## Math: Math K-12

State Growth: Math 2-5 AK 2012\_TB-2726\_v1 / AK Content Standards: 2012

Summary	
Total Number of Students With Valid Growth Scores	8,209
Mean RIT Score	196.5
Standard Deviation	16.9
Network Grade-Level Mean RIT	196.5
Students At or Above Network Grade-Level Mean RIT	3,982
Grade-Level Mean RIT	201.1
Students At or Above Grade-Level Mean RIT	3,151

Overall Performance	Lo %ile < 21		LoAvg %ile 21-40		Avg %ile 41-60		HiAvg %ile 61-80		Hi %ile > 80		Mean RIT Score (+/- Smp Err)	Std Dev
	count	%	count	%	count	%	count	%	count	%		
State Growth: Math 2-5 AK 2012_TB-2726_v1 / AK Content Standards: 2012	2,806	34%	1,509	18%	1,164	14%	1,214	15%	1,516	18%	196- <b>196</b> -197	16.9

## Instructional Area RIT Range

Operations and Algebraic Thinking	2,886	35%	1,495	18%	1,118	14%	1,292	16%	1,418	17%	195- <b>195</b> -196	18.4
Numbers and Operations	2,865	35%	1,706	21%	1,041	13%	831	10%	1,766	22%	197- <b>197</b> -197	20.1
Measurement and Data	2,477	30%	1,588	19%	1,410	17%	1,273	16%	1,461	18%	197- <b>197</b> -197	17.1
Geometry	2,465	30%	1,597	19%	1,380	17%	1,368	17%	1,399	17%	196- <b>197</b> -197	18.0

## Explanatory Notes

Due to statistical unreliability, summary data for groups of less than 10 are not shown.

\* This data is not available for reporting. Please refer to help and documentation for more information.

Grade 3

Term: Spring 2024-2025

Network: Alaska DEED

Norms Reference Data: 2020 Norms

Weeks of Instruction: 32 (Spring 2025)

Grouping: None

Small Group Display: No

## Language Arts: Reading

State Growth: Reading 2-5 AK 2012 V2\_TB-2719\_v1 / AK Content Standards: 2012

Summary	
Total Number of Students With Valid Growth Scores	8,123
Mean RIT Score	193.4
Standard Deviation	12.7
Network Grade-Level Mean RIT	193.4
Students At or Above Network Grade-Level Mean RIT	3,784
Grade-Level Mean RIT	197.1
Students At or Above Grade-Level Mean RIT	2,995

Overall Performance	Lo %ile < 21		LoAvg %ile 21-40		Avg %ile 41-60		HiAvg %ile 61-80		Hi %ile > 80		Mean RIT Score (+/- Smp Err)	Std Dev
	count	%	count	%	count	%	count	%	count	%		
State Growth: Reading 2-5 AK 2012 V2_TB-2719_v1 / AK Content Standards: 2012	1,995	25%	2,238	28%	1,489	18%	1,621	20%	780	10%	193-193-194	12.7

## Instructional Area RIT Range

Literary Text		Lo %ile < 21		LoAvg %ile 21-40		Avg %ile 41-60		HiAvg %ile 61-80		Hi %ile > 80		Mean RIT Score (+/- Smp Err)	Std Dev
		count	%	count	%	count	%	count	%	count	%		
Literary Text		1,708	21%	2,391	29%	1,413	17%	1,504	19%	1,107	14%	194-194-195	14.1
Informational Text		Lo %ile < 21		LoAvg %ile 21-40		Avg %ile 41-60		HiAvg %ile 61-80		Hi %ile > 80		Mean RIT Score (+/- Smp Err)	Std Dev
		count	%	count	%	count	%	count	%	count	%		
Informational Text		1,803	22%	2,357	29%	1,939	24%	1,392	17%	632	8%	192-192-193	13.3
Vocabulary		Lo %ile < 21		LoAvg %ile 21-40		Avg %ile 41-60		HiAvg %ile 61-80		Hi %ile > 80		Mean RIT Score (+/- Smp Err)	Std Dev
		count	%	count	%	count	%	count	%	count	%		
Vocabulary		2,217	27%	1,931	24%	1,440	18%	1,474	18%	1,061	13%	193-193-193	16.2

## Explanatory Notes

Due to statistical unreliability, summary data for groups of less than 10 are not shown.

\* This data is not available for reporting. Please refer to help and documentation for more information.

Grade 3

Term: Spring 2024-2025

Network: Alaska DEED

Norms Reference Data: 2020 Norms

Weeks of Instruction: 32 (Spring 2025)

Grouping: None

Small Group Display: No

## Language Arts: Language Usage

State Growth: Language 2-12 AK 2012\_TB-2719\_v1 / AK Content Standards: 2012

Summary	
Total Number of Students With Valid Growth Scores	7,976
Mean RIT Score	193.0
Standard Deviation	13.0
Network Grade-Level Mean RIT	193.0
Students At or Above Network Grade-Level Mean RIT	4,065
Grade-Level Mean RIT	198.3
Students At or Above Grade-Level Mean RIT	2,827

Overall Performance	Lo %ile < 21		LoAvg %ile 21-40		Avg %ile 41-60		HiAvg %ile 61-80		Hi %ile > 80		Mean RIT Score (+/- Smp Err)	Std Dev
	count	%	count	%	count	%	count	%	count	%		
State Growth: Language 2-12 AK 2012_TB-2719_v1 / AK Content Standards: 2012	2,347	29%	1,984	25%	1,556	20%	1,431	18%	658	8%	193-193-193	13.0

## Instructional Area RIT Range

Writing: Plan, Organize, Develop, Revise, Research	2,203	28%	2,134	27%	1,725	22%	1,312	16%	602	8%	193-193-193	13.3
Language: Understand, Edit for Grammar, Usage	2,260	28%	1,592	20%	1,543	19%	1,432	18%	1,149	14%	194-194-195	16.5
Language: Understand, Edit Mechanics	2,511	31%	1,721	22%	1,552	19%	1,389	17%	803	10%	192-192-192	16.0

## Explanatory Notes

Due to statistical unreliability, summary data for groups of less than 10 are not shown.

\* This data is not available for reporting. Please refer to help and documentation for more information.

Grade 4

Term: Spring 2024-2025

Network: Alaska DEED

Norms Reference Data: 2020 Norms

Weeks of Instruction: 32 (Spring 2025)

Grouping: None

Small Group Display: No

## Math: Math K-12

State Growth: Math 2-5 AK 2012\_TB-2727\_v1 / AK Content Standards: 2012

Summary	
Total Number of Students With Valid Growth Scores	7,966
Mean RIT Score	206.5
Standard Deviation	17.3
Network Grade-Level Mean RIT	206.5
Students At or Above Network Grade-Level Mean RIT	3,937
Grade-Level Mean RIT	210.5
Students At or Above Grade-Level Mean RIT	3,282

Overall Performance	Lo %ile < 21		LoAvg %ile 21-40		Avg %ile 41-60		HiAvg %ile 61-80		Hi %ile > 80		Mean RIT Score (+/- Smp Err)	Std Dev
	count	%	count	%	count	%	count	%	count	%		
State Growth: Math 2-5 AK 2012_TB-2727_v1 / AK Content Standards: 2012	2,371	30%	1,548	19%	1,425	18%	1,239	16%	1,383	17%	206-207-207	17.3

## Instructional Area RIT Range

Operations and Algebraic Thinking	2,337	29%	1,482	19%	1,420	18%	1,590	20%	1,137	14%	206-206-206	18.4
Numbers and Operations	2,536	32%	1,646	21%	1,379	17%	1,262	16%	1,143	14%	205-206-206	17.0
Measurement and Data	2,544	32%	1,291	16%	1,233	15%	1,285	16%	1,613	20%	207-207-207	20.5
Geometry	2,371	30%	1,477	19%	1,242	16%	1,195	15%	1,681	21%	208-208-208	19.5

## Explanatory Notes

Due to statistical unreliability, summary data for groups of less than 10 are not shown.

\* This data is not available for reporting. Please refer to help and documentation for more information.

Grade 4

Term: Spring 2024-2025

Network: Alaska DEED

Norms Reference Data: 2020 Norms

Weeks of Instruction: 32 (Spring 2025)

Grouping: None

Small Group Display: No

## Language Arts: Reading

State Growth: Reading 2-5 AK 2012 V2\_TB-2720\_v1 / AK Content Standards: 2012

Summary	
Total Number of Students With Valid Growth Scores	7,903
Mean RIT Score	201.5
Standard Deviation	12.5
Network Grade-Level Mean RIT	201.5
Students At or Above Network Grade-Level Mean RIT	3,900
Grade-Level Mean RIT	204.8
Students At or Above Grade-Level Mean RIT	3,248

Overall Performance	Lo %ile < 21		LoAvg %ile 21-40		Avg %ile 41-60		HiAvg %ile 61-80		Hi %ile > 80		Mean RIT Score (+/- Smp Err)	Std Dev
	count	%	count	%	count	%	count	%	count	%		
State Growth: Reading 2-5 AK 2012 V2_TB-2720_v1 / AK Content Standards: 2012	1,742	22%	2,057	26%	1,818	23%	1,531	19%	755	10%	201-202-202	12.5

## Instructional Area RIT Range

Literary Text	Lo %ile < 21		LoAvg %ile 21-40		Avg %ile 41-60		HiAvg %ile 61-80		Hi %ile > 80		Mean RIT Score (+/- Smp Err)	Std Dev
	count	%	count	%	count	%	count	%	count	%		
Literary Text	1,592	20%	2,125	27%	1,735	22%	1,546	20%	905	11%	202-202-202	14.0
Informational Text	Lo %ile < 21		LoAvg %ile 21-40		Avg %ile 41-60		HiAvg %ile 61-80		Hi %ile > 80		Mean RIT Score (+/- Smp Err)	Std Dev
	count	%	count	%	count	%	count	%	count	%		
Informational Text	1,594	20%	2,303	29%	1,812	23%	1,515	19%	679	9%	201-201-201	13.1
Vocabulary	Lo %ile < 21		LoAvg %ile 21-40		Avg %ile 41-60		HiAvg %ile 61-80		Hi %ile > 80		Mean RIT Score (+/- Smp Err)	Std Dev
	count	%	count	%	count	%	count	%	count	%		
Vocabulary	2,009	25%	1,605	20%	1,703	22%	1,641	21%	945	12%	201-201-201	16.2

## Explanatory Notes

Due to statistical unreliability, summary data for groups of less than 10 are not shown.

\* This data is not available for reporting. Please refer to help and documentation for more information.

Grade 4


**Term:** Spring 2024-2025  
**Network:** Alaska DEED

**Norms Reference Data:** 2020 Norms  
**Weeks of Instruction:** 32 (Spring 2025)  
**Grouping:** None  
**Small Group Display:** No




## Language Arts: Language Usage

State Growth: Language 2-12 AK 2012\_TB-2720\_v1 / AK Content Standards: 2012

Summary	
Total Number of Students With Valid Growth Scores	7,818
Mean RIT Score	200.0
Standard Deviation	12.7
Network Grade-Level Mean RIT	200.0
Students At or Above Network Grade-Level Mean RIT	4,066
Grade-Level Mean RIT	205.0
Students At or Above Grade-Level Mean RIT	2,971

Overall Performance	Lo %ile < 21		LoAvg %ile 21-40		Avg %ile 41-60		HiAvg %ile 61-80		Hi %ile > 80		Mean RIT Score (+/- Smp Err)	Std Dev
	count	%	count	%	count	%	count	%	count	%		
State Growth: Language 2-12 AK 2012_TB-2720_v1 / AK Content Standards: 2012	2,347	30%	1,799	23%	1,583	20%	1,480	19%	609	8%	200-200-200	12.7
												

## Instructional Area RIT Range

Writing: Plan, Organize, Develop, Revise, Research	2,016	26%	2,150	28%	1,842	24%	1,336	17%	474	6%	200-200-200	12.3
												
Language: Understand, Edit for Grammar, Usage	2,566	33%	1,732	22%	1,468	19%	1,340	17%	712	9%	199-199-199	15.5
												
Language: Understand, Edit Mechanics	2,222	28%	1,512	19%	1,417	18%	1,415	18%	1,252	16%	201-201-202	16.7
												

## Explanatory Notes

Due to statistical unreliability, summary data for groups of less than 10 are not shown.

\* This data is not available for reporting. Please refer to help and documentation for more information.

## Math: Math K-12

State Growth: Math 2-5 AK 2012\_TB-2728\_v1 / AK Content Standards: 2012

Summary	
Total Number of Students With Valid Growth Scores	8,075
Mean RIT Score	214.5
Standard Deviation	18.4
Network Grade-Level Mean RIT	214.5
Students At or Above Network Grade-Level Mean RIT	4,009
Grade-Level Mean RIT	218.7
Students At or Above Grade-Level Mean RIT	3,365

Overall Performance	Lo %ile < 21		LoAvg %ile 21-40		Avg %ile 41-60		HiAvg %ile 61-80		Hi %ile > 80		Mean RIT Score (+/- Smp Err)	Std Dev
	count	%	count	%	count	%	count	%	count	%		
State Growth: Math 2-5 AK 2012_TB-2728_v1 / AK Content Standards: 2012	2,529	31%	1,474	18%	1,452	18%	1,150	14%	1,470	18%	214-215-215	18.4

## Instructional Area RIT Range

Operations and Algebraic Thinking	2,523	31%	1,683	21%	1,700	21%	1,110	14%	1,059	13%	212-212-212	19.7
Numbers and Operations	2,569	32%	1,711	21%	1,248	15%	1,171	15%	1,376	17%	214-214-214	18.3
Measurement and Data	2,280	28%	1,421	18%	1,197	15%	1,321	16%	1,856	23%	217-217-217	20.7
Geometry	3,027	37%	1,386	17%	673	8%	797	10%	2,192	27%	215-215-215	22.1

## Explanatory Notes

Due to statistical unreliability, summary data for groups of less than 10 are not shown.

\* This data is not available for reporting. Please refer to help and documentation for more information.

Grade 5

Term: Spring 2024-2025

Network: Alaska DEED

Norms Reference Data: 2020 Norms

Weeks of Instruction: 32 (Spring 2025)

Grouping: None

Small Group Display: No

## Language Arts: Reading

State Growth: Reading 2-5 AK 2012 V2\_TB-2721\_v1 / AK Content Standards: 2012

Summary	
Total Number of Students With Valid Growth Scores	8,037
Mean RIT Score	207.6
Standard Deviation	13.9
Network Grade-Level Mean RIT	207.6
Students At or Above Network Grade-Level Mean RIT	4,307
Grade-Level Mean RIT	211.0
Students At or Above Grade-Level Mean RIT	3,728

Overall Performance	Lo %ile < 21		LoAvg %ile 21-40		Avg %ile 41-60		HiAvg %ile 61-80		Hi %ile > 80		Mean RIT Score (+/- Smp Err)	Std Dev
	count	%	count	%	count	%	count	%	count	%		
State Growth: Reading 2-5 AK 2012 V2_TB-2721_v1 / AK Content Standards: 2012	2,103	26%	1,534	19%	1,621	20%	1,945	24%	834	10%	207-208-208	13.9

## Instructional Area RIT Range

Literary Text	1,816	23%	1,457	18%	1,784	22%	1,937	24%	1,043	13%	209-209-210	14.9
Informational Text	2,245	28%	1,708	21%	1,638	20%	1,708	21%	738	9%	207-207-207	14.3
Vocabulary	2,244	28%	1,409	18%	1,579	20%	1,581	20%	1,224	15%	207-208-208	17.7

## Explanatory Notes

Due to statistical unreliability, summary data for groups of less than 10 are not shown.

\* This data is not available for reporting. Please refer to help and documentation for more information.



Grade 5

Term: Spring 2024-2025

Network: Alaska DEED

Norms Reference Data: 2020 Norms

Weeks of Instruction: 32 (Spring 2025)

Grouping: None

Small Group Display: No

## Language Arts: Language Usage

State Growth: Language 2-12 AK 2012\_TB-2721\_v1 / AK Content Standards: 2012

Summary	
Total Number of Students With Valid Growth Scores	7,953
Mean RIT Score	204.7
Standard Deviation	13.5
Network Grade-Level Mean RIT	204.7
Students At or Above Network Grade-Level Mean RIT	4,085
Grade-Level Mean RIT	210.2
Students At or Above Grade-Level Mean RIT	2,781

Overall Performance	Lo %ile < 21		LoAvg %ile 21-40		Avg %ile 41-60		HiAvg %ile 61-80		Hi %ile > 80		Mean RIT Score (+/- Smp Err)	Std Dev
	count	%	count	%	count	%	count	%	count	%		
State Growth: Language 2-12 AK 2012_TB-2721_v1 / AK Content Standards: 2012	2,640	33%	1,692	21%	1,425	18%	1,472	19%	724	9%	205-205-205	13.5

## Instructional Area RIT Range

Writing: Plan, Organize, Develop, Revise, Research	2,946	37%	1,886	24%	1,321	17%	1,140	14%	660	8%	203-203-203	14.2
Language: Understand, Edit for Grammar, Usage	2,437	31%	1,689	21%	1,430	18%	1,376	17%	1,021	13%	205-205-205	16.7
Language: Understand, Edit Mechanics	2,326	29%	1,570	20%	1,487	19%	1,443	18%	1,127	14%	206-206-206	16.1

## Explanatory Notes

Due to statistical unreliability, summary data for groups of less than 10 are not shown.

\* This data is not available for reporting. Please refer to help and documentation for more information.

# Grade Report

Grade 6

Term: Spring 2024-2025

Network: Alaska DEED

Norms Reference Data: 2020 Norms

Weeks of Instruction: 32 (Spring 2025)

Grouping: None

Small Group Display: No

## Math: Math K-12

State Growth: Math 6+ AK 2012\_TB-2729\_v1 / AK Content Standards: 2012

Summary	
Total Number of Students With Valid Growth Scores	7,620
Mean RIT Score	217.0
Standard Deviation	16.7
Network Grade-Level Mean RIT	217.0
Students At or Above Network Grade-Level Mean RIT	3,654
Grade-Level Mean RIT	*
Students At or Above Grade-Level Mean RIT	*

Overall Performance	Lo %ile < 21		LoAvg %ile 21-40		Avg %ile 41-60		HiAvg %ile 61-80		Hi %ile > 80		Mean RIT Score (+/- Smp Err)	Std Dev
	count	%	count	%	count	%	count	%	count	%		
State Growth: Math 6+ AK 2012_TB-2729_v1 / AK Content Standards: 2012	2,441	32%	1,773	23%	1,399	18%	1,002	13%	1,005	13%	217-217-217	16.7

## Instructional Area RIT Range

Operations and Algebraic Thinking	2,556	34%	1,619	21%	1,392	18%	1,216	16%	837	11%	216-216-216	17.0
The Real and Complex Number Systems	2,473	32%	1,488	20%	1,206	16%	1,266	17%	1,187	16%	218-218-218	19.3
Geometry	1,635	21%	2,410	32%	1,503	20%	910	12%	1,162	15%	220-220-220	17.9
Statistics and Probability	2,995	39%	1,667	22%	1,237	16%	910	12%	811	11%	213-214-214	18.9

## Explanatory Notes

Due to statistical unreliability, summary data for groups of less than 10 are not shown.

\* This data is not available for reporting. Please refer to help and documentation for more information.

Grade 6

Term: Spring 2024-2025

Network: Alaska DEED

Norms Reference Data: 2020 Norms

Weeks of Instruction: 32 (Spring 2025)

Grouping: None

Small Group Display: No

## Language Arts: Reading

State Growth: Reading 6+ AK 2012 V2\_TB-2722\_v1 / AK Content Standards: 2012

Summary	
Total Number of Students With Valid Growth Scores	7,640
Mean RIT Score	212.5
Standard Deviation	12.6
Network Grade-Level Mean RIT	212.5
Students At or Above Network Grade-Level Mean RIT	3,789
Grade-Level Mean RIT	215.4
Students At or Above Grade-Level Mean RIT	3,067

Overall Performance	Lo %ile < 21		LoAvg %ile 21-40		Avg %ile 41-60		HiAvg %ile 61-80		Hi %ile > 80		Mean RIT Score (+/- Smp Err)	Std Dev
	count	%	count	%	count	%	count	%	count	%		
State Growth: Reading 6+ AK 2012 V2_TB-2722_v1 / AK Content Standards: 2012	1,687	22%	1,929	25%	1,822	24%	1,389	18%	813	11%	212-212-213	12.6

## Instructional Area RIT Range

Literary Text	1,069	14%	1,963	26%	1,881	25%	1,638	21%	1,089	14%	215-215-215	13.2
Informational Text	2,373	31%	2,075	27%	1,410	18%	1,153	15%	629	8%	209-209-210	13.9
Vocabulary	1,788	23%	1,683	22%	1,603	21%	1,484	19%	1,082	14%	213-213-213	16.0

## Explanatory Notes

Due to statistical unreliability, summary data for groups of less than 10 are not shown.

\* This data is not available for reporting. Please refer to help and documentation for more information.

Grade 6

**Term:** Spring 2024-2025  
**Network:** Alaska DEED

**Norms Reference Data:** 2020 Norms  
**Weeks of Instruction:** 32 (Spring 2025)  
**Grouping:** None  
**Small Group Display:** No

## Language Arts: Language Usage

State Growth: Language 2-12 AK 2012\_TB-2722\_v1 / AK Content Standards: 2012

Summary	
Total Number of Students With Valid Growth Scores	7,575
Mean RIT Score	208.9
Standard Deviation	13.2
Network Grade-Level Mean RIT	208.9
Students At or Above Network Grade-Level Mean RIT	3,917
Grade-Level Mean RIT	*
Students At or Above Grade-Level Mean RIT	*

Overall Performance	Lo %ile < 21		LoAvg %ile 21-40		Avg %ile 41-60		HiAvg %ile 61-80		Hi %ile > 80		Mean RIT Score (+/- Smp Err)	Std Dev
	count	%	count	%	count	%	count	%	count	%		
State Growth: Language 2-12 AK 2012_TB-2722_v1 / AK Content Standards: 2012	2,382	31%	1,714	23%	1,445	19%	1,380	18%	654	9%	209-209-209	13.2

## Instructional Area RIT Range

Writing: Plan, Organize, Develop, Revise, Research	2,450	32%	1,772	23%	1,567	21%	1,165	15%	621	8%	208-208-208	13.6
Language: Understand, Edit for Grammar, Usage	2,625	35%	1,593	21%	1,350	18%	1,095	14%	912	12%	208-208-208	16.4
Language: Understand, Edit Mechanics	2,140	28%	1,602	21%	1,480	20%	1,260	17%	1,093	14%	210-210-211	16.2

## Explanatory Notes

Due to statistical unreliability, summary data for groups of less than 10 are not shown.

\* This data is not available for reporting. Please refer to help and documentation for more information.

Grade 7

Term: Spring 2024-2025

Network: Alaska DEED

Norms Reference Data: 2020 Norms

Weeks of Instruction: 32 (Spring 2025)

Grouping: None

Small Group Display: No

## Math: Math K-12

State Growth: Math 6+ AK 2012\_TB-2730\_v1 / AK Content Standards: 2012

Summary	
Total Number of Students With Valid Growth Scores	7,555
Mean RIT Score	222.7
Standard Deviation	17.7
Network Grade-Level Mean RIT	222.7
Students At or Above Network Grade-Level Mean RIT	3,532
Grade-Level Mean RIT	226.7
Students At or Above Grade-Level Mean RIT	2,982

Overall Performance	Lo %ile < 21		LoAvg %ile 21-40		Avg %ile 41-60		HiAvg %ile 61-80		Hi %ile > 80		Mean RIT Score (+/- Smp Err)	Std Dev
	count	%	count	%	count	%	count	%	count	%		
State Growth: Math 6+ AK 2012_TB-2730_v1 / AK Content Standards: 2012	2,162	29%	1,779	24%	1,184	16%	1,243	16%	1,187	16%	223-223-223	17.7

## Instructional Area RIT Range

Operations and Algebraic Thinking	2,020	27%	1,708	23%	1,328	18%	1,228	16%	1,271	17%	223-223-224	19.3
The Real and Complex Number Systems	2,106	28%	1,924	25%	1,122	15%	1,126	15%	1,277	17%	223-223-223	19.0
Geometry	1,865	25%	1,959	26%	1,304	17%	1,127	15%	1,300	17%	224-224-224	19.5
Statistics and Probability	2,425	32%	1,758	23%	1,320	17%	1,201	16%	851	11%	220-220-220	18.5

## Explanatory Notes

Due to statistical unreliability, summary data for groups of less than 10 are not shown.

\* This data is not available for reporting. Please refer to help and documentation for more information.

Grade 7

Term: Spring 2024-2025

Network: Alaska DEED

Norms Reference Data: 2020 Norms

Weeks of Instruction: 32 (Spring 2025)

Grouping: None

Small Group Display: No

## Language Arts: Reading

State Growth: Reading 6+ AK 2012 V2\_TB-2723\_v1 / AK Content Standards: 2012

Summary	
Total Number of Students With Valid Growth Scores	7,562
Mean RIT Score	214.9
Standard Deviation	13.4
Network Grade-Level Mean RIT	214.9
Students At or Above Network Grade-Level Mean RIT	3,755
Grade-Level Mean RIT	218.4
Students At or Above Grade-Level Mean RIT	2,948

Overall Performance	Lo %ile < 21		LoAvg %ile 21-40		Avg %ile 41-60		HiAvg %ile 61-80		Hi %ile > 80		Mean RIT Score (+/- Smp Err)	Std Dev
	count	%	count	%	count	%	count	%	count	%		
State Growth: Reading 6+ AK 2012 V2_TB-2723_v1 / AK Content Standards: 2012	1,822	24%	1,985	26%	1,567	21%	1,334	18%	854	11%	215-215-215	13.4

## Instructional Area RIT Range

Literary Text	Lo %ile < 21		LoAvg %ile 21-40		Avg %ile 41-60		HiAvg %ile 61-80		Hi %ile > 80		Mean RIT Score (+/- Smp Err)	Std Dev
	count	%	count	%	count	%	count	%	count	%		
Literary Text	1,603	21%	2,088	28%	1,594	21%	1,447	19%	830	11%	216-216-216	14.5
Informational Text	Lo %ile < 21		LoAvg %ile 21-40		Avg %ile 41-60		HiAvg %ile 61-80		Hi %ile > 80		Mean RIT Score (+/- Smp Err)	Std Dev
	count	%	count	%	count	%	count	%	count	%		
Informational Text	2,060	27%	2,138	28%	1,415	19%	1,290	17%	659	9%	213-213-214	13.5
Vocabulary	Lo %ile < 21		LoAvg %ile 21-40		Avg %ile 41-60		HiAvg %ile 61-80		Hi %ile > 80		Mean RIT Score (+/- Smp Err)	Std Dev
	count	%	count	%	count	%	count	%	count	%		
Vocabulary	1,955	26%	1,461	19%	1,337	18%	1,420	19%	1,389	18%	216-216-217	18.0

## Explanatory Notes

Due to statistical unreliability, summary data for groups of less than 10 are not shown.

\* This data is not available for reporting. Please refer to help and documentation for more information.

Grade 7

Term: Spring 2024-2025

Network: Alaska DEED

Norms Reference Data: 2020 Norms

Weeks of Instruction: 32 (Spring 2025)

Grouping: None

Small Group Display: No

## Language Arts: Language Usage

State Growth: Language 2-12 AK 2012\_TB-2723\_v1 / AK Content Standards: 2012

Summary	
Total Number of Students With Valid Growth Scores	7,533
Mean RIT Score	212.1
Standard Deviation	13.2
Network Grade-Level Mean RIT	212.1
Students At or Above Network Grade-Level Mean RIT	3,666
Grade-Level Mean RIT	216.5
Students At or Above Grade-Level Mean RIT	2,823

Overall Performance	Lo %ile < 21		LoAvg %ile 21-40		Avg %ile 41-60		HiAvg %ile 61-80		Hi %ile > 80		Mean RIT Score (+/- Smp Err)	Std Dev
	count	%	count	%	count	%	count	%	count	%		
State Growth: Language 2-12 AK 2012_TB-2723_v1 / AK Content Standards: 2012	2,249	30%	1,619	21%	1,623	22%	1,249	17%	793	11%	212-212-212	13.2

## Instructional Area RIT Range

Writing: Plan, Organize, Develop, Revise, Research	2,288	30%	1,830	24%	1,554	21%	1,205	16%	656	9%	211-211-211	13.7
Language: Understand, Edit for Grammar, Usage	2,331	31%	1,425	19%	1,421	19%	1,342	18%	1,014	13%	211-212-212	16.7
Language: Understand, Edit Mechanics	2,030	27%	1,670	22%	1,341	18%	1,345	18%	1,147	15%	214-214-214	15.9

## Explanatory Notes

Due to statistical unreliability, summary data for groups of less than 10 are not shown.

\* This data is not available for reporting. Please refer to help and documentation for more information.

Grade 8

Term: Spring 2024-2025

Network: Alaska DEED

Norms Reference Data: 2020 Norms

Weeks of Instruction: 32 (Spring 2025)

Grouping: None

Small Group Display: No

## Math: Math K-12

State Growth: Math 6+ AK 2012\_TB-2731\_v1 / AK Content Standards: 2012

Summary	
Total Number of Students With Valid Growth Scores	7,351
Mean RIT Score	226.9
Standard Deviation	19.0
Network Grade-Level Mean RIT	226.9
Students At or Above Network Grade-Level Mean RIT	3,607
Grade-Level Mean RIT	230.3
Students At or Above Grade-Level Mean RIT	3,074

Overall Performance	Lo %ile < 21		LoAvg %ile 21-40		Avg %ile 41-60		HiAvg %ile 61-80		Hi %ile > 80		Mean RIT Score (+/- Smp Err)	Std Dev
	count	%	count	%	count	%	count	%	count	%		
State Growth: Math 6+ AK 2012_TB-2731_v1 / AK Content Standards: 2012	1,961	27%	1,664	23%	1,326	18%	1,288	18%	1,112	15%	227-227-227	19.0

## Instructional Area RIT Range

Operations and Algebraic Thinking	1,621	22%	2,010	27%	1,573	21%	1,155	16%	992	13%	227-227-228	17.2
The Real and Complex Number Systems	2,174	30%	1,522	21%	1,110	15%	1,288	18%	1,257	17%	225-226-226	22.4
Geometry	1,902	26%	1,648	22%	1,386	19%	1,297	18%	1,118	15%	227-227-228	20.5
Statistics and Probability	1,975	27%	1,442	20%	1,396	19%	1,202	16%	1,336	18%	227-227-227	21.7

## Explanatory Notes

Due to statistical unreliability, summary data for groups of less than 10 are not shown.

\* This data is not available for reporting. Please refer to help and documentation for more information.



## Language Arts: Reading

State Growth: Reading 6+ AK 2012 V2\_TB-2724\_v1 / AK Content Standards: 2012

Summary	
Total Number of Students With Valid Growth Scores	7,318
Mean RIT Score	219.0
Standard Deviation	12.0
Network Grade-Level Mean RIT	219.0
Students At or Above Network Grade-Level Mean RIT	3,746
Grade-Level Mean RIT	221.7
Students At or Above Grade-Level Mean RIT	3,098

Overall Performance	Lo %ile < 21		LoAvg %ile 21-40		Avg %ile 41-60		HiAvg %ile 61-80		Hi %ile > 80		Mean RIT Score (+/- Smp Err)	Std Dev
	count	%	count	%	count	%	count	%	count	%		
State Growth: Reading 6+ AK 2012 V2_TB-2724_v1 / AK Content Standards: 2012	1,422	19%	1,970	27%	1,760	24%	1,571	21%	595	8%	219-219-219	12.0

## Instructional Area RIT Range

Literary Text	Lo %ile < 21		LoAvg %ile 21-40		Avg %ile 41-60		HiAvg %ile 61-80		Hi %ile > 80		Mean RIT Score (+/- Smp Err)	Std Dev
	count	%	count	%	count	%	count	%	count	%		
Literary Text	1,162	16%	2,061	28%	1,695	23%	1,773	24%	627	9%	220-220-220	12.8
Informational Text	Lo %ile < 21		LoAvg %ile 21-40		Avg %ile 41-60		HiAvg %ile 61-80		Hi %ile > 80		Mean RIT Score (+/- Smp Err)	Std Dev
	count	%	count	%	count	%	count	%	count	%		
Informational Text	1,397	19%	2,191	30%	1,856	25%	1,304	18%	570	8%	218-218-218	12.7
Vocabulary	Lo %ile < 21		LoAvg %ile 21-40		Avg %ile 41-60		HiAvg %ile 61-80		Hi %ile > 80		Mean RIT Score (+/- Smp Err)	Std Dev
	count	%	count	%	count	%	count	%	count	%		
Vocabulary	1,751	24%	1,543	21%	1,462	20%	1,449	20%	1,113	15%	220-220-220	16.4

## Explanatory Notes

Due to statistical unreliability, summary data for groups of less than 10 are not shown.

\* This data is not available for reporting. Please refer to help and documentation for more information.

## Language Arts: Language Usage

State Growth: Language 2-12 AK 2012\_TB-2724\_v1 / AK Content Standards: 2012

Summary	
Total Number of Students With Valid Growth Scores	7,276
Mean RIT Score	215.2
Standard Deviation	12.2
Network Grade-Level Mean RIT	215.2
Students At or Above Network Grade-Level Mean RIT	3,617
Grade-Level Mean RIT	*
Students At or Above Grade-Level Mean RIT	*

Overall Performance	Lo %ile < 21		LoAvg %ile 21-40		Avg %ile 41-60		HiAvg %ile 61-80		Hi %ile > 80		Mean RIT Score (+/- Smp Err)	Std Dev
	count	%	count	%	count	%	count	%	count	%		
State Growth: Language 2-12 AK 2012_TB-2724_v1 / AK Content Standards: 2012	1,890	26%	1,736	24%	1,532	21%	1,491	20%	627	9%	215-215-215	12.2

## Instructional Area RIT Range

Writing: Plan, Organize, Develop, Revise, Research	2,053	28%	1,783	25%	1,527	21%	1,391	19%	522	7%	214-214-214	12.8
Language: Understand, Edit for Grammar, Usage	1,964	27%	1,662	23%	1,555	21%	1,327	18%	768	11%	214-215-215	14.7
Language: Understand, Edit Mechanics	1,575	22%	1,573	22%	1,486	20%	1,543	21%	1,099	15%	217-217-217	15.2

## Explanatory Notes

Due to statistical unreliability, summary data for groups of less than 10 are not shown.

\* This data is not available for reporting. Please refer to help and documentation for more information.

Grade 9

Term: Spring 2024-2025

Network: Alaska DEED

Norms Reference Data: 2020 Norms

Weeks of Instruction: 32 (Spring 2025)

Grouping: None

Small Group Display: No

## Math: Math K-12

State Growth: Math 6+ AK 2012\_TB-2732\_v1 / AK Content Standards: 2012

Summary	
Total Number of Students With Valid Growth Scores	6,891
Mean RIT Score	228.2
Standard Deviation	16.8
Network Grade-Level Mean RIT	228.2
Students At or Above Network Grade-Level Mean RIT	3,121
Grade-Level Mean RIT	230.0
Students At or Above Grade-Level Mean RIT	2,980

Overall Performance	Lo %ile < 21		LoAvg %ile 21-40		Avg %ile 41-60		HiAvg %ile 61-80		Hi %ile > 80		Mean RIT Score (+/- Smp Err)	Std Dev
	count	%	count	%	count	%	count	%	count	%		
State Growth: Math 6+ AK 2012_TB-2732_v1 / AK Content Standards: 2012	1,273	18%	1,971	29%	1,481	21%	1,270	18%	896	13%	228-228-228	16.8

## Instructional Area RIT Range

Operations and Algebraic Thinking	651	9%	2,687	39%	1,611	23%	1,104	16%	838	12%	229-229-229	14.6
The Real and Complex Number Systems	1,798	26%	1,786	26%	1,136	16%	1,217	18%	954	14%	225-226-226	21.0
Geometry	1,436	21%	1,340	19%	1,431	21%	1,256	18%	1,427	21%	230-230-231	22.5
Statistics and Probability	1,656	24%	1,396	20%	1,379	20%	1,543	22%	917	13%	227-227-227	20.4

## Explanatory Notes

Due to statistical unreliability, summary data for groups of less than 10 are not shown.

\* This data is not available for reporting. Please refer to help and documentation for more information.

## Language Arts: Reading

State Growth: Reading 6+ AK 2012 V2\_TB-2725\_v1 / AK Content Standards: 2012

Summary	
Total Number of Students With Valid Growth Scores	6,878
Mean RIT Score	219.2
Standard Deviation	11.0
Network Grade-Level Mean RIT	219.2
Students At or Above Network Grade-Level Mean RIT	3,160
Grade-Level Mean RIT	221.4
Students At or Above Grade-Level Mean RIT	2,749

Overall Performance	Lo %ile < 21		LoAvg %ile 21-40		Avg %ile 41-60		HiAvg %ile 61-80		Hi %ile > 80		Mean RIT Score (+/- Smp Err)	Std Dev
	count	%	count	%	count	%	count	%	count	%		
State Growth: Reading 6+ AK 2012 V2_TB-2725_v1 / AK Content Standards: 2012	646	9%	2,385	35%	2,062	30%	1,370	20%	415	6%	219-219-219	11.0

## Instructional Area RIT Range

Literary Text		Lo %ile < 21		LoAvg %ile 21-40		Avg %ile 41-60		HiAvg %ile 61-80		Hi %ile > 80		Mean RIT Score (+/- Smp Err)	Std Dev
		count	%	count	%	count	%	count	%	count	%		
Literary Text		676	10%	1,996	29%	1,888	27%	1,701	25%	617	9%	221-221-221	13.0
Informational Text		867	13%	2,409	35%	2,111	31%	1,181	17%	310	5%	218-218-218	11.3
Vocabulary		1,094	16%	1,845	27%	1,767	26%	1,404	20%	768	11%	219-220-220	15.3

## Explanatory Notes

Due to statistical unreliability, summary data for groups of less than 10 are not shown.

\* This data is not available for reporting. Please refer to help and documentation for more information.

## Language Arts: Language Usage

State Growth: Language 2-12 AK 2012\_TB-2725\_v1 / AK Content Standards: 2012

Summary	
Total Number of Students With Valid Growth Scores	6,890
Mean RIT Score	216.5
Standard Deviation	12.7
Network Grade-Level Mean RIT	216.5
Students At or Above Network Grade-Level Mean RIT	3,312
Grade-Level Mean RIT	219.0
Students At or Above Grade-Level Mean RIT	2,877

Overall Performance	Lo %ile < 21		LoAvg %ile 21-40		Avg %ile 41-60		HiAvg %ile 61-80		Hi %ile > 80		Mean RIT Score (+/- Smp Err)	Std Dev
	count	%	count	%	count	%	count	%	count	%		
State Growth: Language 2-12 AK 2012_TB-2725_v1 / AK Content Standards: 2012	1,514	22%	1,843	27%	1,516	22%	1,248	18%	769	11%	216-217-217	12.7

## Instructional Area RIT Range

Writing: Plan, Organize, Develop, Revise, Research																
<div><div></div><div></div><div></div><div></div><div></div></div>					1,464	21%	1,872	27%	1,493	22%	1,283	19%	778	11%	217-217-217	13.9
Language: Understand, Edit for Grammar, Usage																
<div><div></div><div></div><div></div><div></div><div></div></div>					2,039	30%	1,486	22%	1,344	20%	1,139	17%	882	13%	214-214-214	16.5
Language: Understand, Edit Mechanics																
<div><div></div><div></div><div></div><div></div><div></div></div>					1,350	20%	1,549	22%	1,560	23%	1,401	20%	1,030	15%	218-218-219	14.8

## Explanatory Notes

Due to statistical unreliability, summary data for groups of less than 10 are not shown.

\* This data is not available for reporting. Please refer to help and documentation for more information.